

**U.T.S.** [ref.: TCTU1]

**Universal Tendon Spacer**

One size fits all [4 tendon spacers in one].

Simplified surgical technique.

Optimally designed for the two-step reconstructive surgery of flexor and extensor tendons.

**Product description**

- By design, the UTS helps to restore the maximum anatomical space allowed by the digital canal, creating a pseudo synovial sheath as large as possible.

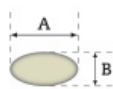
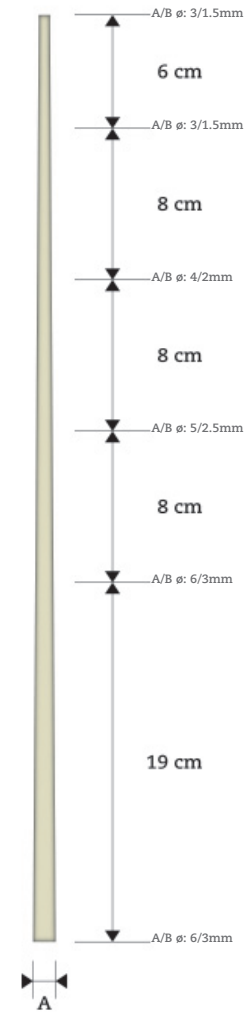
- The UTS can also be used as a physical support to reconstruct digital canal.

- The UTS is made radiopaque [barium sulfate loaded] High Performance Silicone Elastomer.

- The smooth surface of the UTS allows the formation of pseudo synovial sheath used for the implantation of autograft during the second stage of reconstructive procedure.



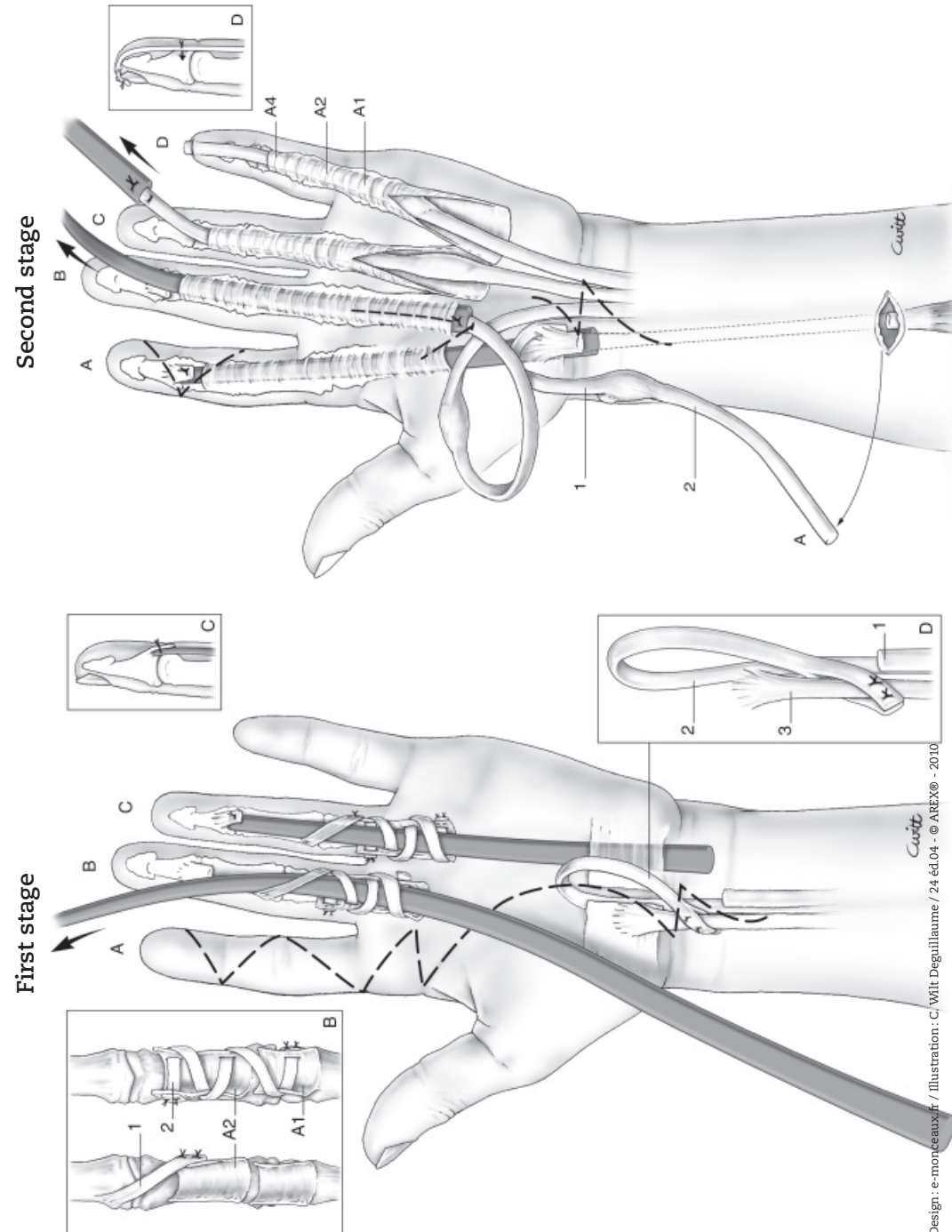
Pr Gilles Dautel, Nancy University Hospital (France)



Manufacturer:  
AREX®  
BP20  
5 place Salvador Allende  
F91125 Palaiseau cedex FRANCE

[www.arex.fr](http://www.arex.fr)

**Two stage graft of flexor digitorum profundus:**



DISTRIBUTED BY