


# INNOVATIONS

in Orthopedic Instruments

*Knee – Primary & Revision*

June 2016

Featuring many **New!** instruments throughout



**Rosenstein  
Tibial Fragment Grasper  
for UKA**

Page 10

# What's New In This Catalog?

a snapshot of all the *New!* instruments within

**Adson Forceps with Cobb Elevator End**  
Page 42



**Easy Grip Slap Hammer**  
Back Cover



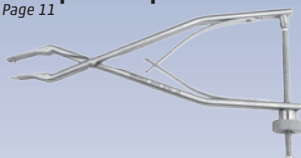
**Powers Modified Kocher Clamp**  
Page 3



**Sarraf TiN Coated Cement Removal Forceps**  
Page 44



**Fracchia Tibia/Patella Clamp with Speed Lock**  
Page 11



**Richard Post-op Extremity Holder**  
Page 34



**Stoll Bone Plate Clamp**  
Page 49



**Bolanos Modified Chandler Retractor**  
Page 18



**Gelbke Freer Cement Trimmer/Nerve Hook with TiN Coating**  
Page 45



**Rosenstein Tibial Fragment Grasper for UKA**  
Page 10



**Wagner Osteotome Handle**  
Page 40



**Bradley Periosteal Elevator**  
Page 40



**Gelpi Retractors**  
Page 10




**Wetzel Modified Hohmann Retractor**  
Page 21




**Cobb Elevator**  
Page 40



**Patient Self Stress Assembly Set**  
Page 35



**Sanders Tube Holder**  
Page 29



**Weinert Bone Holding Reduction Clamp**  
Page 49



## Quick Instrument **INDEX** on the Inside Back Cover

### Lotke Double Action Cartilage Graspers

Designed by Paul Lotke, MD

*Double action strength helps to securely hold soft tissues*

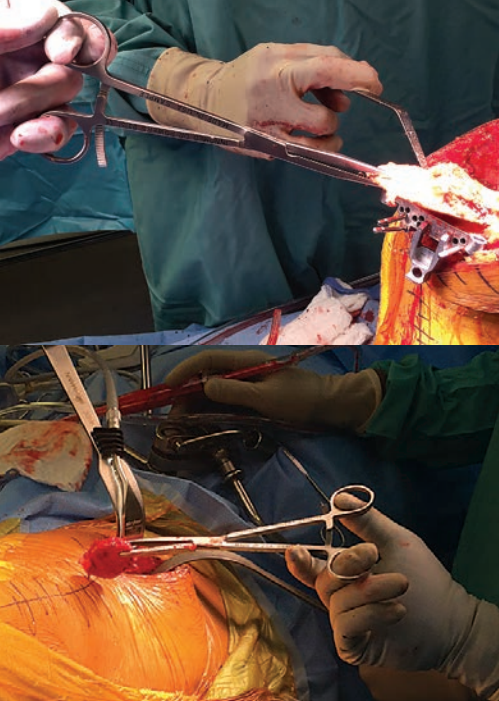
PRODUCT NO'S:
1710 [Standard] Overall Length: 7.5" (19,1 cm)
1715 [Ratcheted] Overall Length: 7.5" (19,1 cm)

MADE EXCLUSIVELY FOR INNOVATED IN GERMANY



Angled to simulate the pinch forceps position. Ferris-Smith tips effectively hold soft tissues or needles. Powergrip avoids fatigue or excessive forces on the surgeons thumbs.






## Powers Modified Kocher Clamp

*Heavier design allows for a firmer grasping of bone and soft tissues*

Designed by Mark Powers, MD

**New!**



**PRODUCT NO'S:**

1813 [Tapered Jaw]  
Overall Length: 8.25" (21 cm)  
Law Length: 2.5" (6,4 cm)

1814 [Square Jaw]  
Overall Length: 8.25" (21 cm)  
Law Length: 2.5" (6,4 cm)



## Bhargava Modified Meniscal Clamp

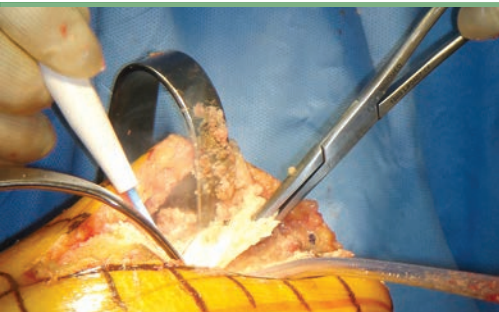
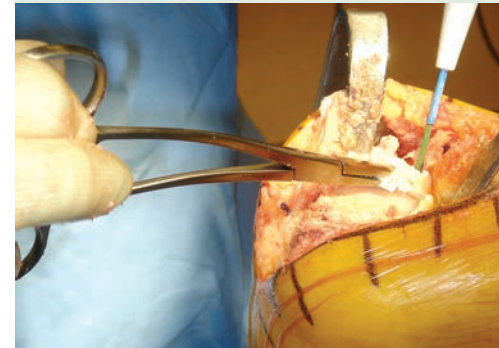

Designed by Tarun Bhargava, MD

*Low-profile design helps facilitate grasping the posterior portion of the meniscus*

Improved bite when tension is placed on the meniscus.  
Can also be used to help remove the fat pad and suprapatellar bursa.

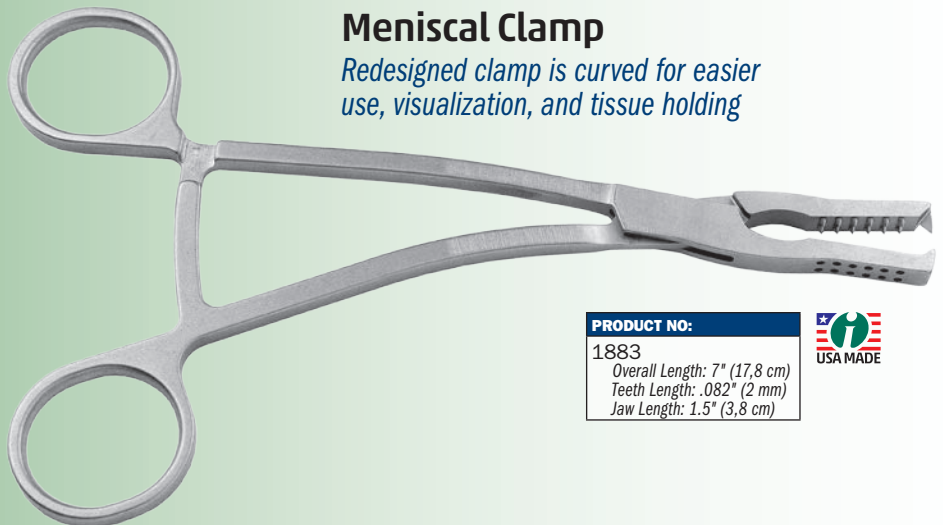
**PRODUCT NO:**

1886  
Overall Length: 7" (17,8 cm)  
Jaw Length: 1.125" (2,9 cm)



## Meniscal Clamp

*Redesigned clamp is curved for easier use, visualization, and tissue holding*



**PRODUCT NO:**

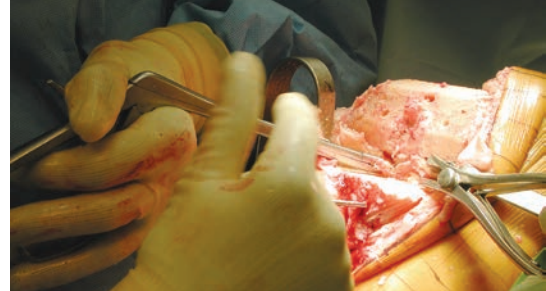
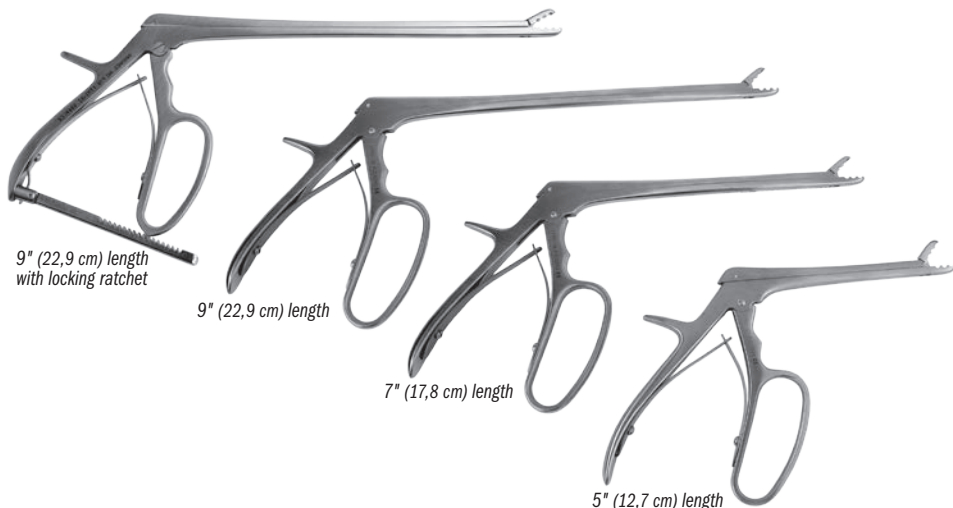
1883  
Overall Length: 7" (17,8 cm)  
Teeth Length: .082" (2 mm)  
Jaw Length: 1.5" (3,8 cm)





## Intraarticular Tissue Grasper/Rongeur

Used to securely grasp tissue or can be used to rongeur tissue



PRODUCT NO'S:	
1790-01 [5"]	Overall Length: 8" (20,3 cm) Shaft Length: 5" (12,7 cm)
1790-03 [7"]	Overall Length: 10" (25,4 cm) Shaft Length: 7" (17,8 cm)
1790-02 [9"]	Overall Length: 12" (30,5 cm) Shaft Length: 9" (22,9 cm)
1791-02 [9" w/Locking Ratchet]	Overall Length: 12" (30,5 cm) Shaft Length: 9" (22,9 cm)



## Sure Grip Soft Tissue Grasper

Designed by Andrew Glassman, MD

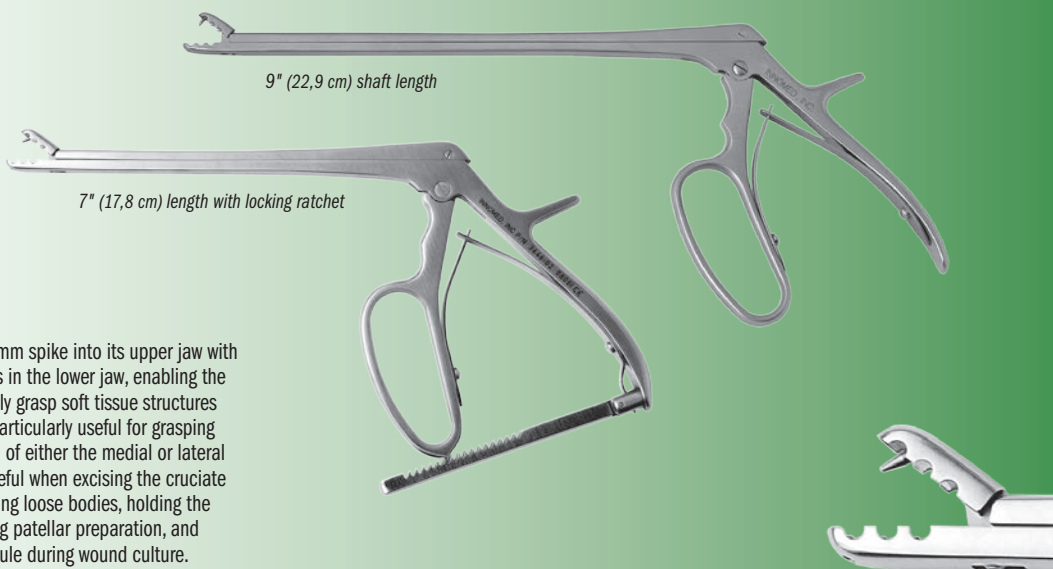
Enables the surgeon to securely grasp soft tissue structures within the knee

Available in 5", 7" and 9" lengths.

PRODUCT NO'S:	
3645-01 [5"]	Overall Length: 8" (20,3 cm) Shaft Length: 5" (12,7 cm) Spike Depth: 3 mm
3645-02 [7"]	Overall Length: 10" (25,4 cm) Shaft Length: 7" (17,8 cm) Spike Depth: 3 mm
3646-02 [7" w/Locking Ratchet]	Overall Length: 10" (25,4 cm) Shaft Length: 7" (17,8 cm) Spike Depth: 3 mm
3645-03 [9"]	Overall Length: 12" (30,5 cm) Shaft Length: 9" (22,9 cm) Spike Depth: 3 mm



Incorporates a 3 mm spike into its upper jaw with a matching recess in the lower jaw, enabling the surgeon to securely grasp soft tissue structures within the knee. Particularly useful for grasping the posterior horn of either the medial or lateral meniscus. Also useful when excising the cruciate ligaments, capturing loose bodies, holding the retinaculum during patellar preparation, and grasping the capsule during wound culture.

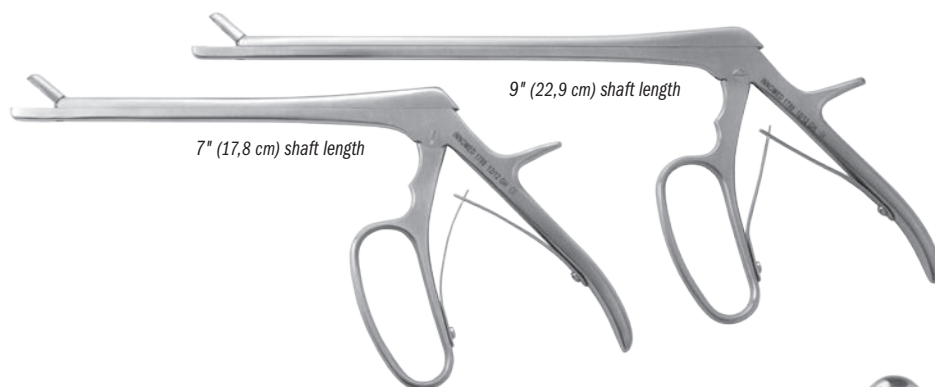


## Shark Tooth Grasper

Designed by Luis Ulloa

Sharp teeth help grasp onto tissue and bone

Helpful in removing the labrum, and osteophytes around the acetabulum and around the glenoid. Also helps to remove meniscus, osteophytes and loose bodies. Helps facilitate working through a small incision without disrupting vision.




PRODUCT NO:	
1798 [Standard]	Jaw Size: 6 mm x 10 mm Overall Length: 10" (25,4 cm) Shaft Length: 7" (17,8 cm)
1799 [Long Shaft]	Jaw Size: 6 mm x 10 mm Overall Length: 12" (30,5 cm) Shaft Length: 9" (22,9 cm)







Shark Tooth Jaw



Saw Tooth Jaw

## Cartilage Graspers

*Helps to grasp and hold cartilage, tendons, soft tissues and loose bodies*

Shaft allows for use in narrow spaces.

Shark Tooth Jaw with 8" (20,3 cm) Shaft.

Shark Tooth Jaw with 5" (12,7 cm) Shaft.

Saw Tooth Jaw with 6" (15,2 cm) Shaft.

**PRODUCT NO:**

1785 [Saw Teeth]  
Shaft Length: 6" (15,2 cm)  
Overall Length: 9.25" (23,5 cm)

MADE EXCLUSIVELY FOR INNOMED IN GERMANY

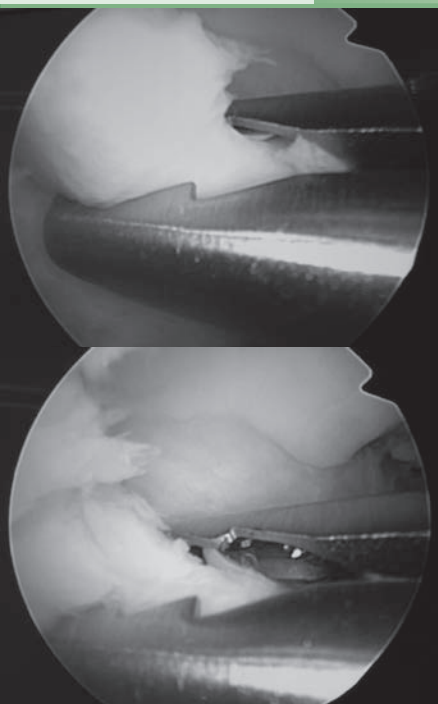
MADE EXCLUSIVELY FOR INNOMED IN GERMANY

Shark tooth design modification by Michael Soudry, MD

**PRODUCT NO'S:**

1777 [5" with Shark Teeth]  
Shaft Length: 5" (12,7 cm)  
Overall Length: 8.25" (21 cm)  
Jaw Bite: 2 mm x 6.5 mm

1779 [8" with Shark Teeth]  
Shaft Length: 8" (20,3 cm)  
Overall Length: 11.25" (28,6 cm)



## Soudry Loose Body Grasper

Designed by Michael Soudry, MD

*Designed to help with the removal of soft tissue loose bodies in arthroscopy and open procedures*

**PRODUCT NO:**

1769  
Overall Length: 9" (22,9 cm)  
Shaft Length: 6" (15,2 cm)

MADE EXCLUSIVELY FOR INNOMED IN GERMANY



## Hannum Tissue Grasper

Designed by Scott Hannum, MD

*Teeth in jaw firmly holds bone and tissue*

Non-locking design can be easily gripped while allowing greater pressure to be applied. Available in three jaw sizes: short jaw for holding bone, medium jaw for smaller bones, and long jaw for tissue.

Three Jaw Sizes Available



**PRODUCT NO'S:**

1775-01 [Short Jaw]  
8 mm Jaw Width  
Overall Length: 9.25" (23,5 cm)

1775-02 [Medium Jaw]  
5 mm Jaw Width  
Overall Length: 9.25" (23,5 cm)

1775-03 [Long Jaw]  
3 mm Jaw Width  
Overall Length: 9.25" (23,5 cm)


Jaw widths at actual size



## Macko Square Tipped Rongeur

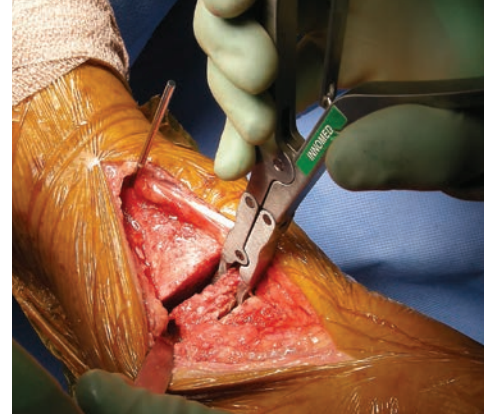
Designed by Victor W. Macko, MD

*Unique square tipped rongeur features an ergonomic grip, double action mechanism, long reach, and low profile for use in total knee, ankle, hip, and spine surgery*



Three Jaw Sizes Available

PRODUCT NO'S:	
1778-01	Jaw Bite: 5 x 18 mm Overall Length: 10" (25,4 cm)
1778-02	Jaw Bite: 7 x 18 mm Overall Length: 10" (25,4 cm)
1778-03	Jaw Bite: 10 x 18 mm Overall Length: 10" (25,4 cm)

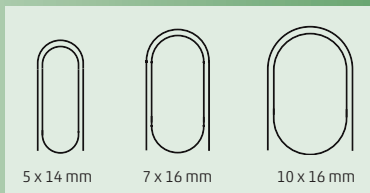



When used for morcelizing bone graft, the shallow, wide jaw helps avoid impaction.

## Ortho Rongeur with Easy Grip Handle


*Offset handle lessens hand fatigue and slippage, and allows for better visualization*

Offset handle gives better gripping power and helps reduce hand fatigue. Finger grooves help to prevent hand slippage. The offset handle also allows for better visualization. Available in three jaw bite sizes.



5 x 14 mm      7 x 16 mm      10 x 16 mm

PRODUCT NO'S:	
1780-01	Jaw Bite: 5 x 14 mm Overall Length: 8.75" (22,2 cm)
1780-02	Jaw Bite: 7 x 16 mm Overall Length: 8.75" (22,2 cm)
1780-03	Jaw Bite: 10 x 16 mm Overall Length: 8.75" (22,2 cm)



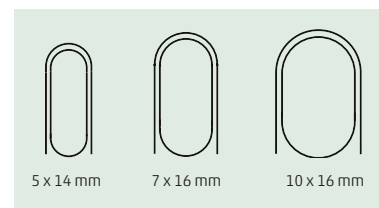
PRODUCT NO'S:	
1765-01	Jaw Bite: 5 x 14 mm Overall Length: 10" (25,4 cm)
1765-02	Jaw Bite: 7 x 16 mm Overall Length: 10" (25,4 cm)
1765-03	Jaw Bite: 10 x 16 mm Overall Length: 10" (25,4 cm)



## Mazzara Rongeur with Pistol Grip Handle

Designed by James T. Mazzara, MD

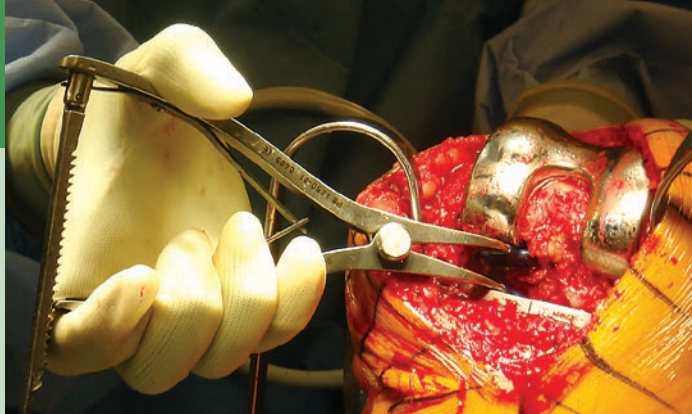
*Pistol Grip handle lessens hand fatigue and slippage, and allows for better visualization*



5 x 14 mm      7 x 16 mm      10 x 16 mm

# Calibrated Femoral Tibial Spreaders


Designed to remain in position, with the femur and tibia separated, without the need of an assistant, and to minimize crushing the bone, even if osteoporotic. A wide unobstructed view of the posterior compartment is possible. Osteophytes on the posterior condyles of the femur and tibia can be seen and removed. The calibrated handle of the spreader makes it possible for two spreaders to be used to assist the surgeon in balancing ligaments.



**Speed Lock Version**  
Helps allow precise control and prevent unintended release.

**Coated Pad Version**  
Helps protect component surfaces when implants are in place, and are slightly contoured to add stability against the curved articulating implant surfaces.

*Helps separate the femur and tibia during total knee replacement surgery*



Small with Grooved Pads

Small with Coated Pads

Small with Round Pads

Small – 7"




Medium with Grooved Pads

Medium with Speed Lock & Grooved Pads

Medium with Round Pads

Medium – 10"



Large – 12"

Large with Grooved Pads

PRODUCT NO'S:
<b>SMALL</b>
1850 [Small w/Grooved Pads] Overall Length: 7" (17,8 cm) Pads: 23 x 12 mm Opens to 39 mm
1850-D [Small w/Diamond Cut Pads] Overall Length: 7" (17,8 cm) Pads: 23 x 12 mm Opens to 39 mm
1850-01 [Small w/Coated Pads] Overall Length: 7" (17,8 cm) Pads: 18 x 15 mm Opens to 39 mm
1865 [Small w/Round Pads] Overall Length: 7" (17,8 cm) Pads: 25 x 25 mm Opens to 39 mm

PRODUCT NO'S:
<b>MEDIUM</b>
1855 [Medium w/Grooved Pads] Overall Length: 10" (25,4 cm) Pads: 23 x 14 mm Opens to 50 mm
1855-D [Medium w/Diamond Cut Pads] Overall Length: 10" (25,4 cm) Pads: 23 x 14 mm Opens to 50 mm
1855-SL [Medium w/Speed Lock & Grooved Pads] Overall Length: 10" (25,4 cm) Pads: 23 x 14 mm Opens to 50 mm
1866 [Medium w/Round Pads] Overall Length: 10" (25,4 cm) Pads: 25 x 25 mm Opens to 50 mm

PRODUCT NO'S:
<b>LARGE</b>
1860 [Large w/Grooved Pads] Overall Length: 12" (30,5 cm) Pads: 25 x 16 mm Opens to 65 mm
1860-D [Large w/Diamond Cut Pads] Overall Length: 12" (30,5 cm) Pads: 25 x 16 mm Opens to 65 mm



Speed lock modification designed by Nasim A. Rana, MD



Grooved Pads

Diamond Cut Pads

Coated Pads




## Calibrated Ortho Spreader without Teeth

*In knee surgery, helps separate the femur and tibia during knee replacement procedures*

Available with flat or serrated outside blades.

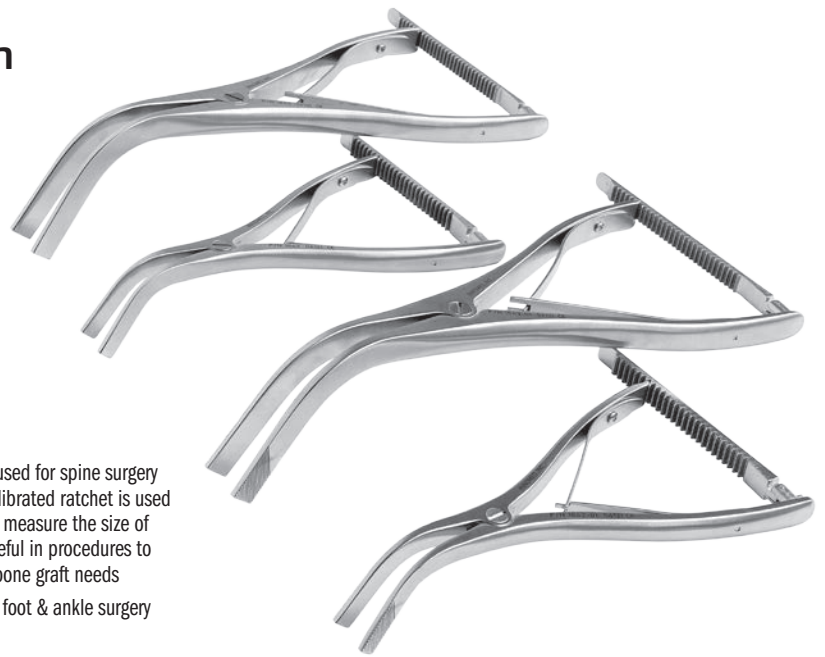
PRODUCT NO'S:	
Flat Outside Pads	Serrated Outside Pads
1842 [Small Flat] Overall Length: 6.5" (16,5 cm) Blade Width: 7 mm Blade Thickness: 1,7 mm	1842-01 [Small Serrated] Overall Length: 6.5" (16,5 cm) Blade Width: 7 mm Blade Thickness: 1,7 mm
1843 [Medium Flat] Overall Length: 9.25" (23,5 cm) Blade Width: 10 mm Blade Thickness: 1,7 mm	1843-01 [Medium Serrated] Overall Length: 9.25" (23,5 cm) Blade Width: 10 mm Blade Thickness: 1,7 mm



Calibrated ratchet (in mm) is helpful in ligament balancing




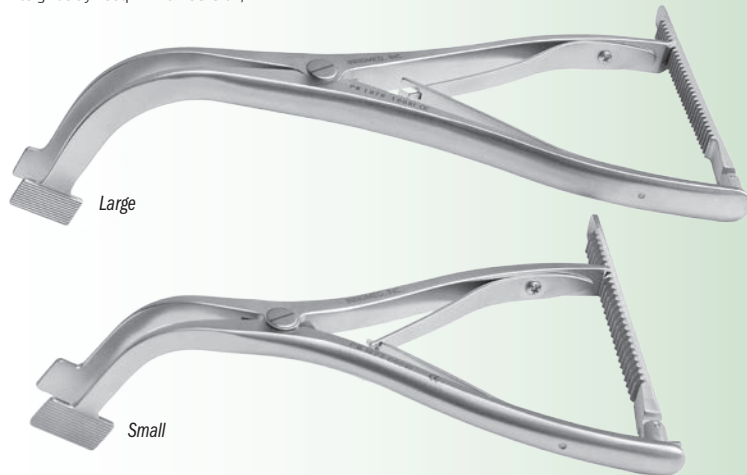
- ▶ Can also be used for spine surgery where the calibrated ratchet is used to accurately measure the size of opening – useful in procedures to help assess bone graft needs
- ▶ Also used for foot & ankle surgery



## Lombardi Gap Balancing Femoral Tibial Spreader

*Designed to help separate the femur and tibia during total knee procedures, with the pads being parallel when measured at 20 mm of separation*

Designed by Adolph V. Lombardi Jr., MD



The calibrated handle helps to accurately gauge the gap, and makes it possible for two spreaders to be used to assist in balancing ligaments.

PRODUCT NO'S:	
Horizontal Grooved Pads	
1878 [Large] Overall Length: 9.25" (23,5 cm) Pads: 22 mm x 13 mm Opens to 50 mm	
1877 [Small] Overall Length: 7" (17,8 cm) Pads: 22 mm x 13 mm Opens to 35 mm	
Diamond Cut Pads	
1878-D [Large] Overall Length: 9.25" (23,5 cm) Pads: 22 mm x 13 mm Opens to 50 mm	
1877-D [Small] Overall Length: 7" (17,8 cm) Pads: 22 mm x 13 mm Opens to 35 mm	



## Lombardi Femoral Tibial Spreader

Designed by Adolph V. Lombardi Jr., MD



*Thin pads help to separate the femur and tibia during total knee procedures*

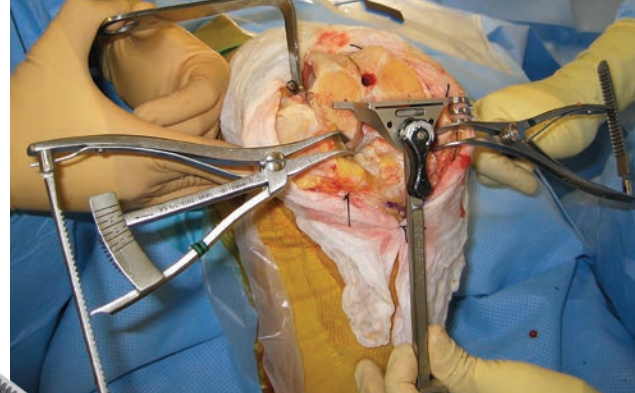
PRODUCT NO'S:	
Horizontal Grooved Pads	
1875 [Large] Overall Length: 9.25" (23,5 cm) Pads: 22 mm x 13 mm Opens to 50 mm	
1876 [Small] Overall Length: 7" (17,8 cm) Pads: 22 mm x 13 mm Opens to 35 mm	
Diamond Cut Pads	
1875-D [Large] Overall Length: 9.25" (23,5 cm) Pads: 22 mm x 13 mm Opens to 50 mm	
1876-D [Small] Overall Length: 7" (17,8 cm) Pads: 22 mm x 13 mm Opens to 35 mm	



# Scott Femoral Tibial Tensor/Spreaders Designed by Richard Scott, MD

Used before determining femoral component rotation to help properly tense the medial and lateral ligaments and help assure a stable, balanced flexion gap

Patent Pending



Four Pad Configurations Available

Narrow Fixed Pads

Wide Fixed Pads

Wide Block Pads

Round Pads

Original with narrow pads, designed to be used before making the femoral and tibial cuts

Three new wide pad styles, designed for use after the cuts have been made

An important part of surgical technique during total knee arthroplasty is the establishment of a symmetric balanced flexion gap. This can be achieved by tensing the medial and lateral ligaments with laminar spreaders and rotating the femoral component until a rectangular space is formed. The calibrated Tensor/Spreader allows the surgeon to choose a reproducible amount of tension across the medial or lateral flexion space.

In the varus knee, any medial release necessary to balance the knee in extension is performed first. In the valgus knee, the flexion gap can be balanced before the extension gap if the lateral retinaculum (not the lateral collateral ligament) is all that needs releasing to correct the deformity.

The spreader can be used before or after tibial preparation and also during revision surgery after a well-aligned tibial platform has been established.

The knee is flexed 90 degrees. Any medial retractor is removed. The medial gap is tensed with a plain or calibrated laminar spreader that is opened until the medial collateral ligament is fully tensed. The calibrated tensor is applied laterally and opened to the desired tension on the indicator. The femoral component is rotated until a rectangular gap is formed based off the tibial cut or an external tibial alignment device (if the tibial resection has not yet been performed).

PRODUCT NO'S:	
1995 [Narrow Fixed Pads] Overall Length: 7" (17,8 cm) Blade Width: 7 mm Opens to: 40 mm	
1996 * [Wide Fixed Pads] Overall Length: 7" (17,8 cm) Pads: 22 mm x 13 mm Opens to: 40 mm	
1997 [Wide Block Pads] Overall Length: 7" (17,8 cm) Pads: 23 mm x 12 mm Opens to: 40 mm	
1998 [Round Pads] Overall Length: 7" (17,8 cm) Pads: 25 mm x 25 mm Opens to: 40 mm	



\*Pad Modification designed by Raymond H. Kim, MD

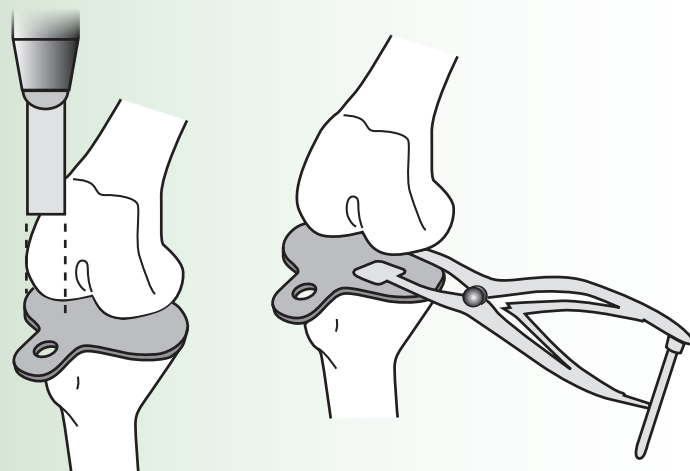
# Sorrells Tibia Protector Plates

Designed to protect the surface of the tibia

Designed by R. Barry Sorrells, MD



PRODUCT NO'S:	
1130 [Large]	75 mm x 45 mm
1135 [Small]	65 mm x 40 mm

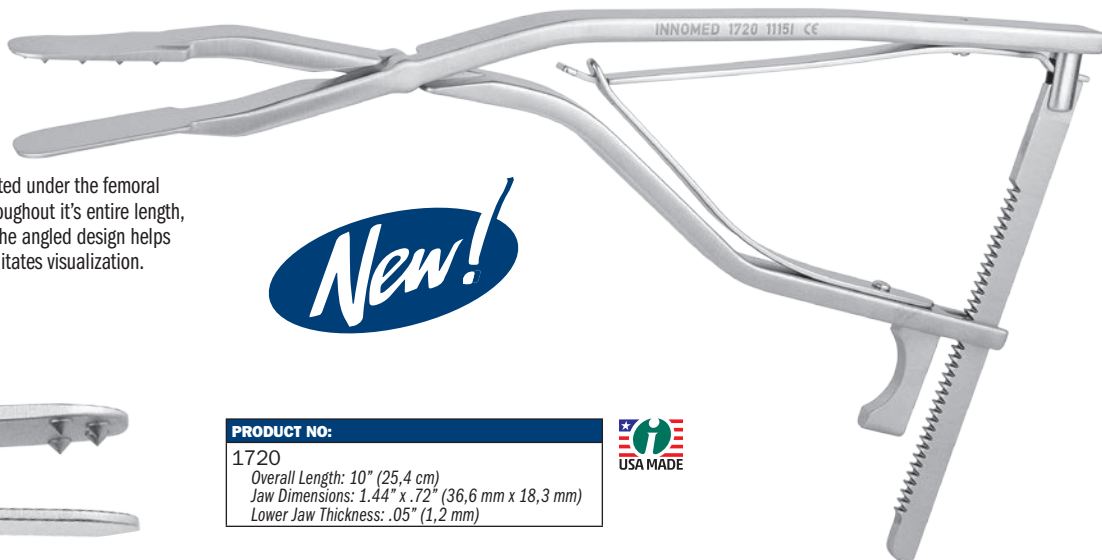


## Rosenstein Tibial Fragment Grasper for UKA

Designed by Alexander D. Rosenstein, MD

*Designed to help remove the tibial bone fragment in one piece during Unicompartmental Knee Arthroplasty*


The narrow grasper with its thin lower jaw is inserted under the femoral condyle, helping to secure the tibial fragment throughout its entire length, and to remove the fragment without breaking it. The angled design helps keep the surgeon's hands out of the way and facilitates visualization.



**New!**

**PRODUCT NO:**

1720  
 Overall Length: 10" (25,4 cm)  
 Jaw Dimensions: 1.44" x .72" (36,6 mm x 18,3 mm)  
 Lower Jaw Thickness: .05" (1,2 mm)



**New!**

## Gelpi Retractors


**PRODUCT NO'S:**

4180 [Standard]
Overall Length: 7.5" (19,1 cm)
4181 [With Ergonomic Handle]
Overall Length: 7.5" (19,1 cm)
4182 [With Finger Hook]
Overall Length: 7.5" (19,1 cm)



## Femoral Tibial Coated Spreader Bar

*Designed to separate the femur and tibia when implant components are in place*



**PRODUCT NO:**

1820  
 Overall Length: 13" (33 cm)  
 Coated Surface: 4" (10,2 cm)  
 Blade Width: 13 mm



The end is coated to help protect from scratching component surfaces.



## Andrews Modified Tibial Wedge Clamp

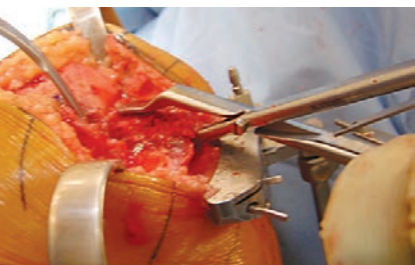

Designed by Scott Andrews, MD and Kuldeep Sidhu, MD

*Designed to help remove the cut tibial bone during total knee procedures*

The bone is held by the spikes which helps it to come out in one piece, and also helps with release of soft tissues from the bone.

**PRODUCT NO:**

3642  
 Overall Length: 10.25" (26 cm)  
 Pads: 60 mm x 30 mm  
 Front Spike Length: 14 mm  
 Back Spike Length: 7,5 mm



## Sidhu Tibia Clamp

Designed by Kuldeep Sidhu, MD

*Designed to be used to securely grasp and remove an entire tibial wedge*

The tapered lower pad slides under the cut tibial wedge without first having to use wedges, then, clamping allows the spikes in the upper pad to securely grasp the entire tibial wedge for easy removal.

**PRODUCT NO:**

3643  
 Overall Length: 10.25" (26 cm)  
 Pads: 60 mm x 30 mm  
 Spike Length: 7,5 mm



## Fracchia Tibia/Patella Clamp with Speed Lock


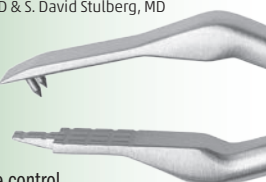
Designed by Michael J. Fracchia, MD & S. David Stulberg, MD

*Designed to be used to remove a tibia wedge, and helps in everting the patella*

Speed lock helps allow precise control and prevent unintended release.

**PRODUCT NO:**

3645  
 Overall Length: 10" (25,4 cm)



**New!**  
 SPEED LOCK DESIGN


## Universal Calibrated Tibia/Patella Clamp

Designed by S. David Stulberg, MD

*Designed to be used to remove a tibia wedge, helps in everting the patella, and calibrations help in measuring the thickness of the patella and tibia wedges*

**PRODUCT NO:**

3685  
 Overall Length: 10" (25,4 cm)  
 Calibrations: 0 to 26 mm

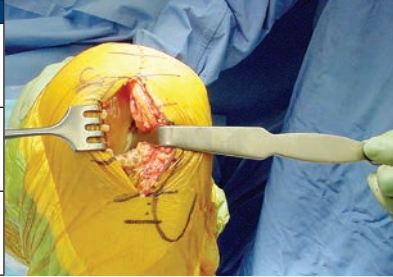


# Engh Intercondylar Notch Retractors

Designed by Gerard A. Eng, MD

*Enhances minimally invasive exposure of the medial femoral condyle*

PRODUCT NO'S:	
3230-01 [Small]	Blade Width at Teeth: 9 mm Depth from Bend: 2.25" (5,7 cm) Overall Length: 8.125" (20,6 cm)
3230-02 [Medium]	Blade Width at Teeth: 10 mm Depth from Bend: 2.25" (5,7 cm) Overall Length: 8.125" (20,6 cm)
3230-03 [Large]	Blade Width at Teeth: 12 mm Depth from Bend: 2.25" (5,7 cm) Overall Length: 8.125" (20,6 cm)



*Used for unicondylar arthroplasty*


Offset Osteotome - Double Bent

Offset Osteotome

Cement Scraper - Left

Cement Scraper - Right

Rake Retractor



**Rake Retractor**  
Used to retract soft tissue at the joint line.

**Offset Osteotomes**  
Designed to remove the overhanging posterior condyle or osteophytes from the back of the femoral condyle.

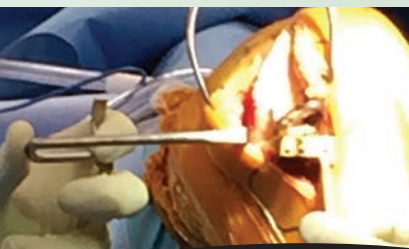
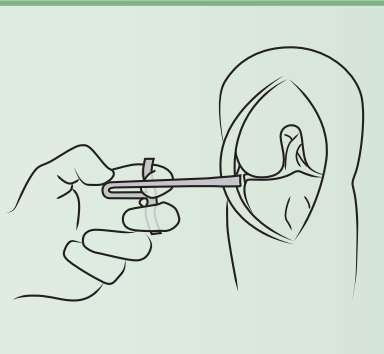
**Cement Scrapers**  
Right and left design used to scrape cement from around and behind the implants.

# Engh Unicondylar Minimally Invasive Knee Surgery Instruments

Designed by Gerard A. Eng, MD

*Designed for use in unicondylar minimally invasive knee surgery*

PRODUCT NO'S:	
4910 [Rake Retractor]	Rake Head: 38 mm x 25 mm Overall Length: 7.5" (19,1 cm)
4920-01 [Cement Scraper - Right]	Scraper Head: 5 mm x 9 mm Overall Length: 8.5" (21,6 cm)
4920-02 [Cement Scraper - Left]	Scraper Head: 5 mm x 9 mm Overall Length: 8.5" (21,6 cm)
4930-01 [Offset Osteotome]	Osteotome Head: 10 mm x 10 mm Overall Length: 8.5" (21,6 cm)
4930-02 [Offset Osteotome - Double Bent]	Osteotome Head: 10 mm x 10 mm Overall Length: 8.5" (21,6 cm)



# Uni Medial/Lateral Ligament Retractor

Designed by Kurt Kramer, PA-C

*Designed to be placed in the medial/lateral tibial recess while making the horizontal tibial cut during unicompartmental knee arthroplasty—helping to retract and protect the medial and lateral collateral ligaments*

Amidexous, ergonomic design allows for comfortable and natural hand positioning, helping to improve MCL/LCL protection and ease of use, especially in the obese patient.

PRODUCT NO:
3632
Overall Length: 4.25" (10,8 cm)
Blade Width: 8.8 mm
Blade Depth: 2.375" (6 cm)





## Kamath Uni Knee Tibial Impactor

Design modified by Atul F. Kamath, MD

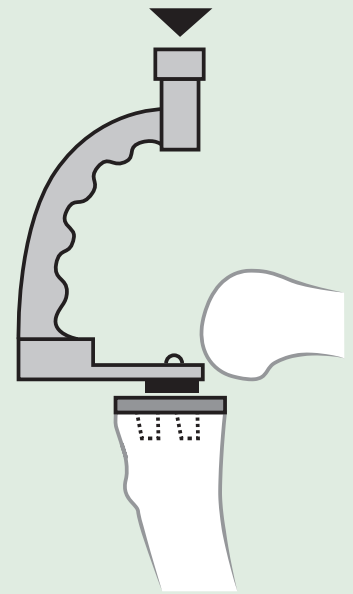
*Assists in MIS unicompartmental cemented tibial tray impaction*

**PRODUCT NO:**

1129

Dimensions: 7" x 4" (17,8 cm x 10,2 cm)

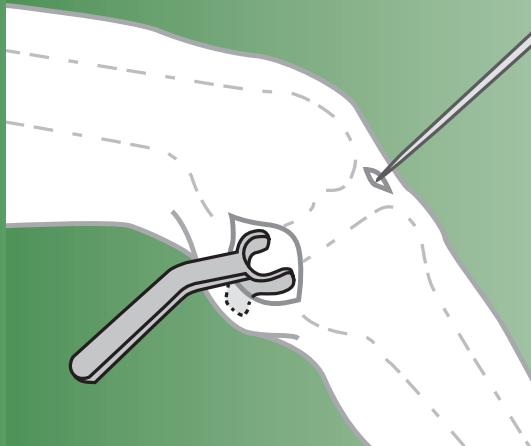
Delrin Impactor Pad: 1" x .625" (2,5 cm x 1,6 cm)



## Bicos Meniscal Repair Retractor

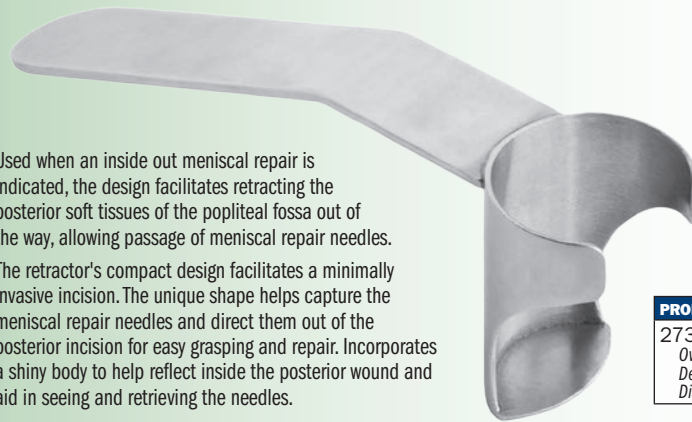
Designed by James Bicos, MD

*A popliteal retractor specifically designed for meniscal repair or access to the posterior knee*



Used when an inside out meniscal repair is indicated, the design facilitates retracting the posterior soft tissues of the popliteal fossa out of the way, allowing passage of meniscal repair needles.

The retractor's compact design facilitates a minimally invasive incision. The unique shape helps capture the meniscal repair needles and direct them out of the posterior incision for easy grasping and repair. Incorporates a shiny body to help reflect inside the posterior wound and aid in seeing and retrieving the needles.



**PRODUCT NO:**

2731

Overall Length: 5" (12,7 cm)

Depth: 1.625" (4,1 cm)

Diameter: 28 mm



## Lipscomb Meniscal Retractor

Designed by A. Brant Lipscomb, Jr., MD, P.A.

*Designed to protect neurovascular structures during meniscal and extraarticular ligament repairs*

**PRODUCT NO:**

3740

Overall Length: 9" (22,9 cm)





## Scott Patella Resection Guide/Clamp

Designed by James Scott, MD

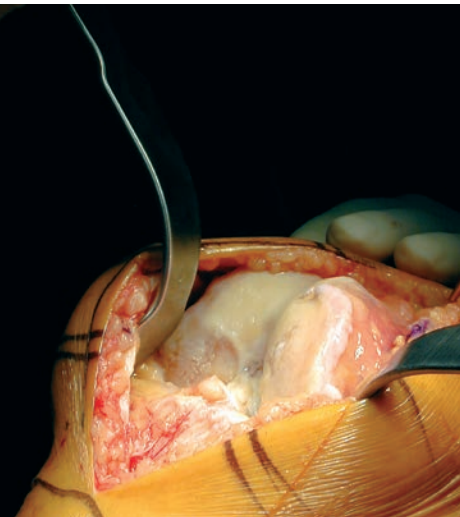
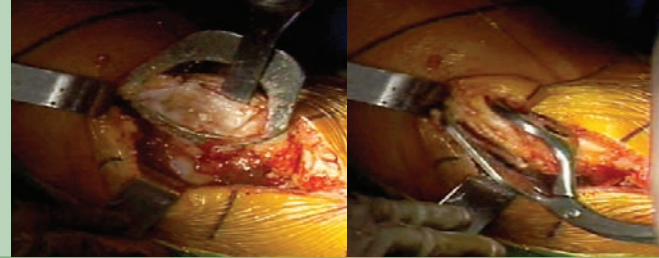
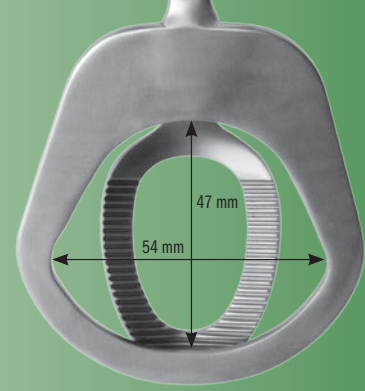
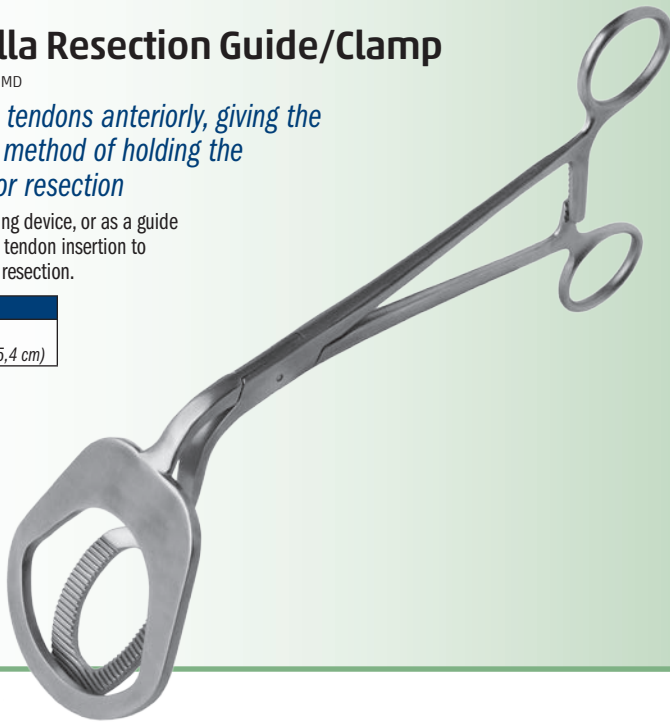
*Helps move the tendons anteriorly, giving the surgeon a good method of holding the patella stable for resection*

Can be used as a holding device, or as a guide if the surgeon uses the tendon insertion to the patella as level for resection.

**PRODUCT NO:**

1164  
Overall Length: 10" (25,4 cm)

MADE EXCLUSIVELY  
FOR INNOMED IN  
GERMANY



## MIS Patella Retractor

Designed by William Robb, MD

**PRODUCT NO:**

3220-05  
Overall Length: 9" (22,9 cm)  
Patella Pad Width at Widest: 22 mm  
Lower Blade Width at Widest: 16 mm



## AORI Patellar Retractor

Designed by Gerard A. Engh, MD

*Designed to enhance exposure during total knee arthroplasty*

The patellar retractor has a deep basket and two rows of teeth to grab and hold to the lateral side of the patella. The curved handle provides a fulcrum so that the applied force will both displace and evert the patella from the femur. The patellar retractor is placed after a routine midline, midvastus, or medial para patellar surgical approach to the knee. Once the patella is everted the patellar retractor is applied to the lateral border of the patella.

**PRODUCT NO:**

4690  
Overall Length: 7" (17,8 cm)  
Prong Width: 10 mm | 22 mm Gap | 10 mm



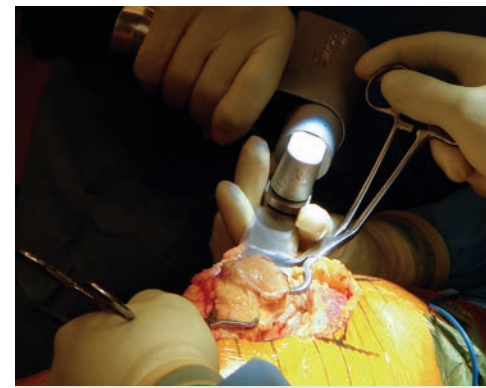
# Patella Grasping Forceps

Designed by S. David Stulberg, MD

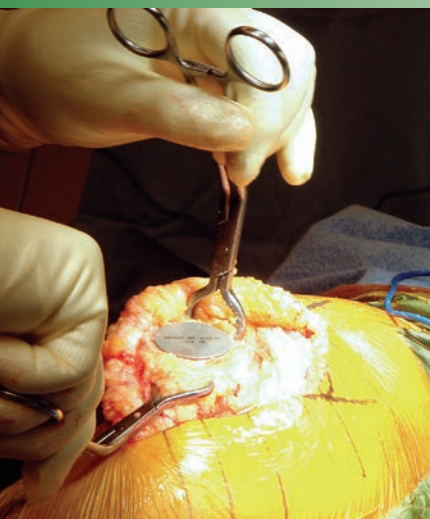
*Bent handle on forceps helps the surgeon to evert the patella during minimally invasive knee surgery*



**PRODUCT NO:**  
4250  
Overall Length: 6.75" (17,1 cm)



Normally two forceps are used (sold individually)




# Patella Cover Plate


Designed by S. David Stulberg, MD

*Protects the cut surface of the patella during minimally invasive knee surgery*

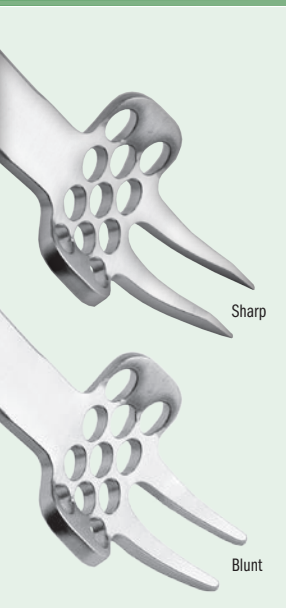
Sharp spikes help hold the plates in place. Lessens the chance of weakening the patella, as pre-drilling is not necessary.



PRODUCT NO'S:	
4230-00	[Set of 4 Sizes]
4230-01	[Small] 35 mm x 31 mm
4230-02	[Medium] 36 mm x 32 mm
4230-03	[Large] 37 mm x 33 mm
4230-04	[Extra Large] 38 mm x 34 mm



Flat topside, with three small spikes underneath



Sharp

Blunt

# Baldwin Lateral Soft Tissue Retractor

Designed by James L. Baldwin, MD

*Designed to hold back the fat pad and soft tissues during total knee arthroplasty*

The fenestrated paddle helps hold back the fat pad and soft tissues, while the two long narrow prongs help penetrate the soft tissue, and rest against the side of the tibia to help prevent rotation of the instrument.

PRODUCT NO:	
6312 [Sharp Prongs]	6313 [Blunt Prongs]
Overall Length: 9.875" (25,1 cm)	Overall Length: 9.75" (24,8 cm)
Pad Dimensions: 38 mm x 15 mm	Pad Dimensions: 38 mm x 15 mm
Prong Depth: 22 mm	Prong Depth: 20 mm





# Minimally Invasive Knee Retractors



*Helps provide excellent visibility and ligament protection during Total and Unicondylar Knee Replacement Surgery*

1 MI Small Hohmann Retractor



2 MI Large Hohmann Retractor

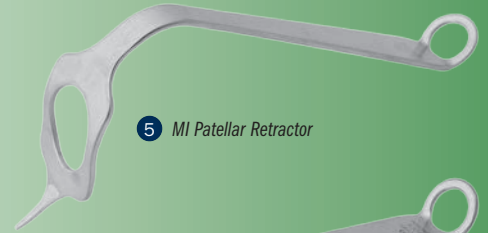


3 MI Condylar Retractor


PRODUCT NO'S:	
1	S3035 [Small Hohmann Retractor] Overall Length: 7.5" (19,1 cm) Blade Width: 25 mm
2	S3036 [Large Hohmann Retractor] Overall Length: 8" (20,3 cm) Blade Width: 36 mm
3	S3037 [Condylar Retractor] Overall Length: 7.5" (19,1 cm) Blade Width: 12 mm
4	S3038 [Superior Retractor] Overall Length: 8.75" (22,2 cm) Blade Width: 31 mm
5	S3039 [Patellar Retractor] Overall Length: 10.25" (26 cm) Blade Width: 45 mm
6	S3042 [Soft Tissue Retractor] Overall Length: 8.75" (22,2 cm) Blade Width: 36 mm



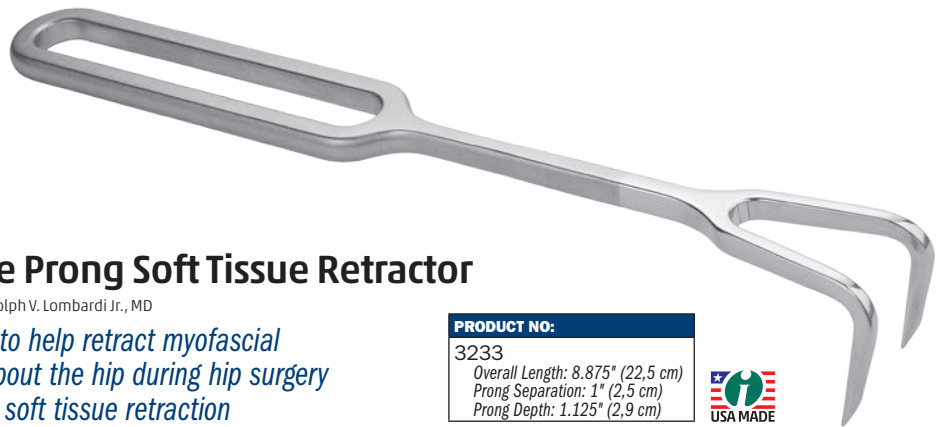
4 MI Superior Retractor



5 MI Patellar Retractor



6 MI Soft Tissue Retractor

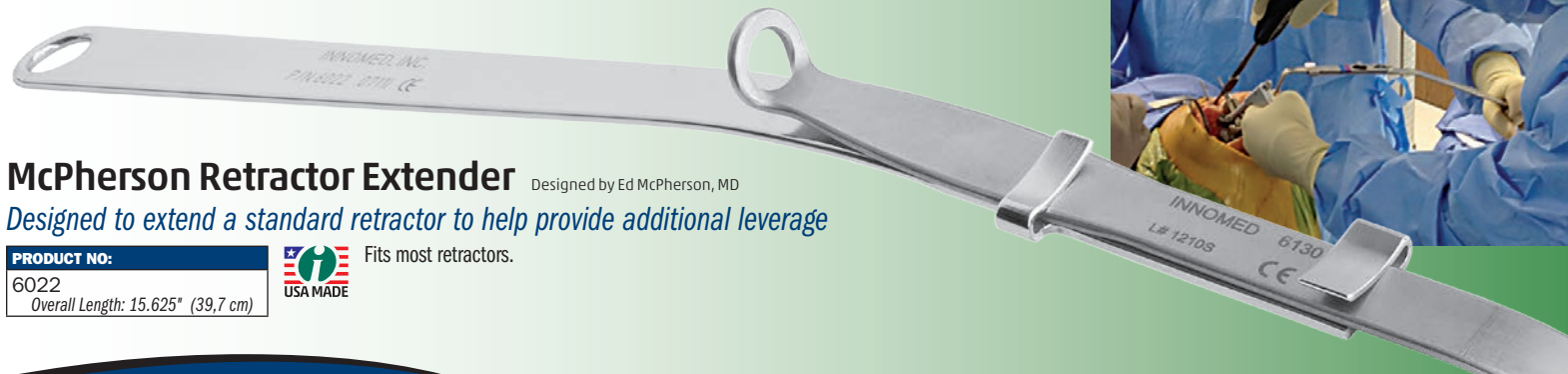


## Double Prong Soft Tissue Retractor

Designed by Adolph V. Lombardi Jr., MD

*Designed to help retract myofascial sleeves about the hip during hip surgery and other soft tissue retraction*

PRODUCT NO:
3233 Overall Length: 8.875" (22,5 cm) Prong Separation: 1" (2,5 cm) Prong Depth: 1.125" (2,9 cm)



## McPherson Retractor Extender

Designed by Ed McPherson, MD

*Designed to extend a standard retractor to help provide additional leverage*

PRODUCT NO:
6022 Overall Length: 15.625" (39,7 cm)



Fits most retractors.





## Knee Retractors with Easy Grip Handles


Retractors help provide excellent visibility and ligament protection during total and unicondylar knee replacement surgery.

### PRODUCT NO'S:

SS3035 [Small Hohmann Retractor] Overall Length: 7" (17,8 cm) Blade Width: 25 mm
SS3037 [Condylar Retractor] Overall Length: 7" (17,8 cm) Blade Width: 12 mm
SS3038 [Superior Retractor] Overall Length: 8.25" (21 cm) Blade Width: 31 mm
SS3042 [Soft Tissue Retractor] Overall Length: 8.25" (21 cm) Blade Width: 36 mm



Small Hohmann Retractor




Condylar Retractor

Silicone handles help reduce holding fatigue



Soft Tissue Retractor



Superior Retractor



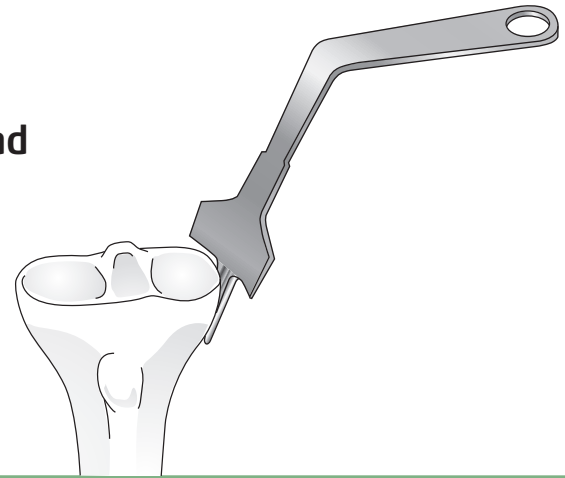
## Wubben Lateral Fat Pad Retractor for TKR

Designed by Robert Wubben, MD

Designed to hold soft tissues when inserting the TKR

### PRODUCT NO:

3218 Overall Length: 10" (25,4 cm) Blade Width: 41 mm
---



## OrthoLucent™ Retractors

Gain Radiolucence Without Compromising Strength or Function

- ▶ Made of a lightweight carbon fiber PEEK composite material
- ▶ Ideal for total joint use with x-ray
- ▶ Steam sterilizable
- ▶ Completely radiolucent
- ▶ Flat black non-gloss finish
- ▶ No metal transfer with component contact
- ▶ Slightly higher cost than stainless steel

### PRODUCT NO'S:

2820-R [PCL] Overall Length: 8" Prong Width: 5mm   10mm Gap   5mm
3220-02R [Chandler] Overall Length: 9.875" (25,1 cm) Blade Width: 3/4" (1,9 cm)
4535-R [Modified Narrow Hohmann] Overall Length: 10" (25,4 cm) Blade Width: 18 mm
4550-R [Modified Blunt Hohmann] Blade Width at Widest: 24,5 mm Overall Length: 10.75" (27,3 cm)
4558-R [Standard Hohmann] Blade Width: 16 mm Overall Length: 9.625" (24,4 cm)
7110-R [Narrow Bent Hohmann] Overall Length: 9.75" (23,8 cm) Handle Length: 7" (17,8 cm) Blade Width: 19 mm Depth from Bend: 4.75" (12,1 cm)



PCL Retractor



Chandler Retractor



Modified Narrow Hohmann Retractor



Modified Blunt Hohmann Retractor



Standard Hohmann Retractor

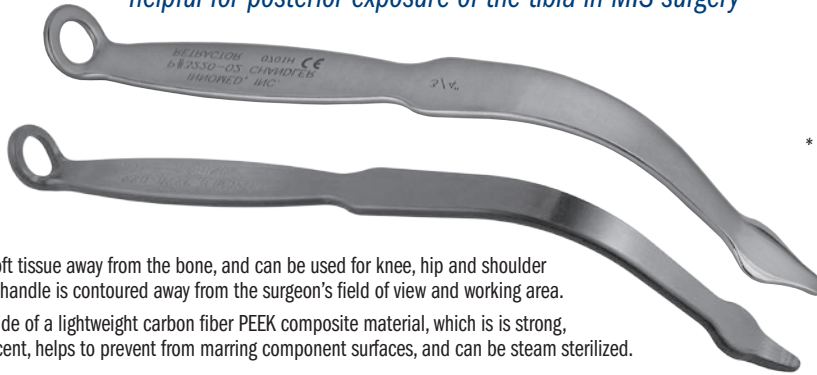


Narrow Bent Hohmann Retractor



## Chandler Retractor

Used for retracting tissue away from the bone, and helpful for posterior exposure of the tibia in MIS surgery



Allows the surgeon to retract soft tissue away from the bone, and can be used for knee, hip and shoulder surgery. The specially designed handle is contoured away from the surgeon's field of view and working area.

The OrthoLucent™ version is made of a lightweight carbon fiber PEEK composite material, which is strong, lightweight, completely radiolucent, helps to prevent from marring component surfaces, and can be steam sterilized.



\*MADE EXCLUSIVELY FOR INNOMED IN SWITZERLAND

### PRODUCT NO'S:

3220-01 [5/8"]	Overall Length: 9.875" (25.1 cm) Blade Width: 5/8" (1.6 cm)
3220-02 [3/4"]	Overall Length: 9.875" (25.1 cm) Blade Width: 3/4" (1.9 cm)
3220-04 [1"]	Overall Length: 9.875" (25.1 cm) Blade Width: 1" (2.54 cm)
3220-02R* [OrthoLucent™ 3/4"]	Overall Length: 9.875" (25.1 cm) Blade Width: 3/4" (1.9 cm)



**New!**

## Bolanos Modified Chandler Retractor

Designed by Alberto Bolanos, MD

Used for retracting tissue away from the bone

### PRODUCT NO:

3222  
Overall Length: 7.5" (19.1 cm)  
Blade Width at Widest: 1" (2.54 cm)

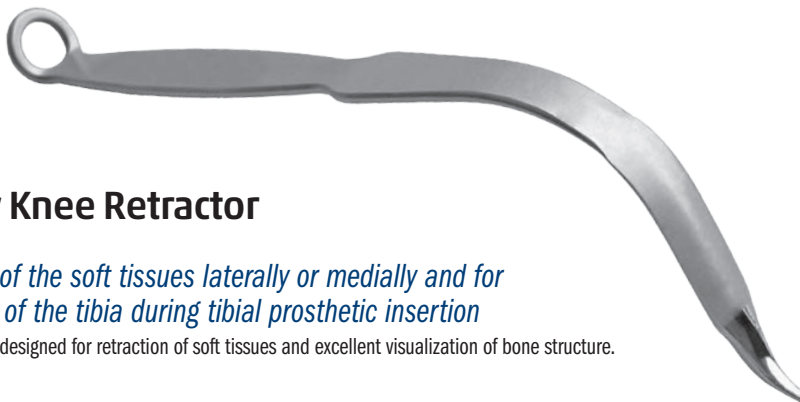


## Roose Utility Knee Retractor

Designed by Paul Roose, DO

Used for retraction of the soft tissues laterally or medially and for anterior translation of the tibia during tibial prosthetic insertion

The curvature and width are designed for retraction of soft tissues and excellent visualization of bone structure.



### PRODUCT NO:

4532  
Overall Length: 9" (22.9 cm)  
Blade Width (above tip): 1.4 cm



## Modular Weights

Weights can be used to help hold the retractors in place

### PRODUCT NO'S:

3430-01	1.5 lbs. (.68 kg)
3430-02	2.0 lbs. (.91 kg)
3430-03	2.5 lbs. (1.13 kg) with attaching hook



## MIS Utility Knee Retractor

Designed by William Robb, MD

Used interchangeably for medial exposure, lateral exposure and to assist in posterior exposure for the tibia

Helps to keep hands out of the field of view while providing retraction in minimally invasive knee surgery.



### PRODUCT NO:

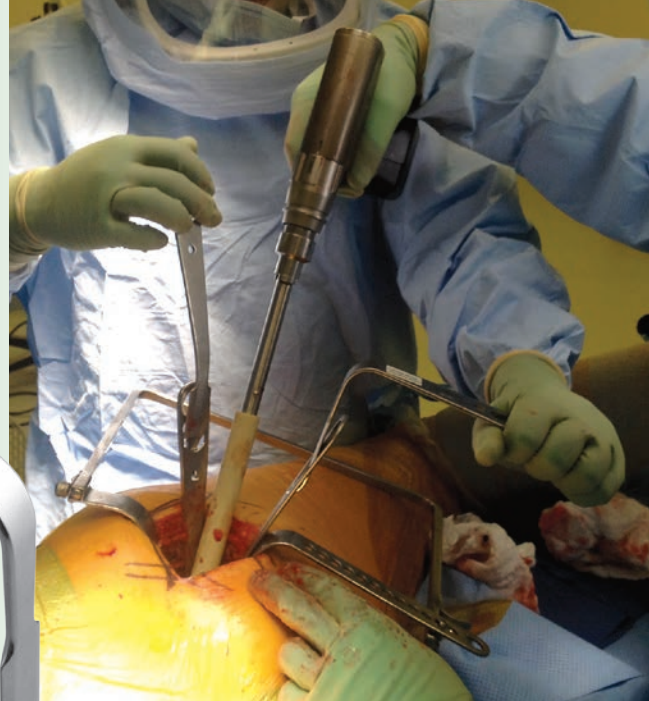
3220-03  
Overall Length: 9" (22.9 cm)  
Blade Width: 1.6 cm



## Goytia Stackable Hohmann Retractors

Designed by Robin N. Goytia, MD

*Interlocking design helps to increase depth and leverage in hip exposure, particularly of the anterior acetabulum—especially useful with large patients*



### PRODUCT NO'S:

Sold in pairs:  
each item number is for 2 retractors

4551 [Standard]

Overall Length: 9.25" (23,5 cm)  
Blade Width: 19,5 mm

4552 [Bent]

Overall Length: 8.25" (21 cm)  
Blade Width: 19,5 mm

4553 [Wide]

Overall Length: 9.25" (23,5 cm)  
Blade Width: 43 mm

- ▶ Custom fitted holes for interlocking retractors helps provide stability
- ▶ When "stacked", the increased lever arm of the retractor helps reduce fatigue
- ▶ Ideal for use with large patients where extra depth, leverage and force is needed



## Modified Hohmann Retractors

*Handle is contoured to allow better leverage and visualization*

Useful for retracting tissues around the bone. Can be held in place with weights or by hand.



### PRODUCT NO'S:

4535 [Narrow]

Overall Length: 10" (25,4 cm)  
Blade Width: 14 mm

4535-R\* [OrthoLucent™ Narrow]

Overall Length: 10" (25,4 cm)  
Blade Width: 18 mm

4535-01 [Extra Deep Narrow]

Overall Length: 11.625" (29,5 cm)  
Blade Width: 16.4 mm

4545 [Short-tipped Narrow]

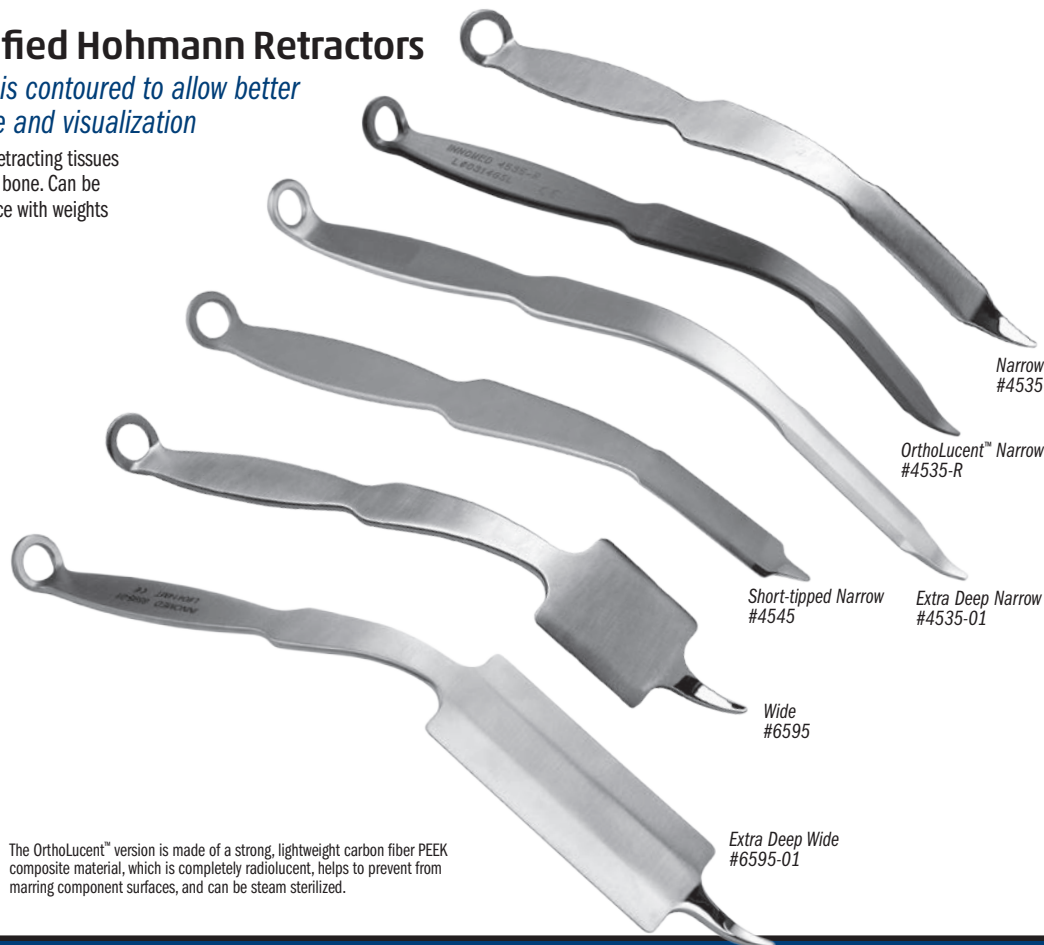
Designed by Carl DiRaimondo, MD  
Overall Length: 9.5" (24,1 cm)  
Blade Width: 14 mm

6595 [Wide]

Overall Length: 10" (25,4 cm)  
Blade Width: 42.5 mm

6595-01 [Extra Deep Wide]

Overall Length: 11.5" (29,2 cm)  
Blade Width: 42.5 mm



Narrow  
#4535

OrthoLucent™ Narrow  
#4535-R

Short-tipped Narrow  
#4545

Extra Deep Narrow  
#4535-01

Wide  
#6595

Extra Deep Wide  
#6595-01

\*OrthoLucent™ The OrthoLucent™ version is made of a strong, lightweight carbon fiber PEEK composite material, which is completely radiolucent, helps to prevent from marring component surfaces, and can be steam sterilized.



# 45° Knee Retractors

Designed for use around the knee

**PRODUCT NO'S:**

6290-00-075 [Large]  
Overall Length: 9.125" (23,2 cm)

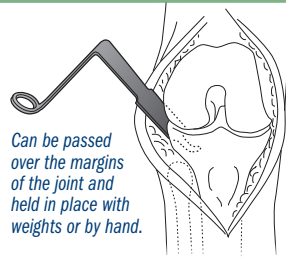
6290-00-076 [Small]  
Overall Length: 7.875" (20 cm)



## Bent Hohmann Retractors—Narrow

Helps retract tissues at the margins of the joint

The OrthoLucent™ version is made of a strong, lightweight carbon fiber PEEK composite material, which is completely radiolucent, helps to prevent from marring component surfaces, and can be steam sterilized.



Can be passed over the margins of the joint and held in place with weights or by hand.

**PRODUCT NO'S:**

7110 [Narrow]  
Overall Length: 9.75" (23,8 cm)  
Handle Length: 7" (17,8 cm)  
Blade Width: 19 mm  
Depth from Bend: 4.75" (12,1 cm)

7110-R\* [OrthoLucent™ Narrow]  
Overall Length: 9.75" (23,8 cm)  
Handle Length: 7" (17,8 cm)  
Blade Width: 19 mm  
Depth from Bend: 4.75" (12,1 cm)

7110-01 [XL Handle Narrow]  
Overall Length: 11.5" (29,2 cm)  
Handle Length: 10" (25,4 cm)  
Blade Width: 19 mm  
Depth from Bend: 4.75" (12,1 cm)

7111 [Narrow w/Extra Grip Tip]  
Overall Length: 9.75" (23,8 cm)  
Handle Length: 7" (17,8 cm)  
Blade Width: 19 mm  
Depth from Bend: 4.25" (10,8 cm)

7115 [Short-tipped Narrow]  
Overall Length: 9.25" (23,5 cm)  
Handle Length: 7" (17,8 cm)  
Blade Width: 19 mm  
Depth from Bend: 4.25" (10,8 cm)

7115-01 [Short-tipped Narrow Extra Long Handle]  
Overall Length: 11" (27,9 cm)  
Handle Length: 10" (25,4 cm)  
Blade Width: 19 mm  
Depth from Bend: 4.25" (10,8 cm)

7115-03 [Extra Deep Narrow]  
Overall Length: 12.125" (31,1 cm)  
Handle Length: 9.75" (24,8 cm)  
Depth from Bend: 6.25" (15,9 cm)  
Blade Width: 19 mm



\* MADE EXCLUSIVELY FOR INNOMED IN SWITZERLAND

Extra Grip Tip design modification by Alfred A. Durham, MD  
Short-tipped design modification by Carl DiRaimondo, MD

## Bent Hohmann Retractors—Wide

**PRODUCT NO'S:**

6590 [Wide]  
Overall Length: 9.375" (23,8 cm)  
Handle Length: 7" (17,8 cm)  
Blade Width: 41 mm  
Depth from Bend: 4.75" (12,1 cm)

6590-01 [Extra Long Handle]  
Overall Length: 11" (27,9 cm)  
Handle Length: 9" (22,9 cm)  
Blade Width: 41 mm  
Depth from Bend: 5.5" (14 cm)



Wide #6590

Wide with Extra Long Handle #6590-01



Narrow #7110

OrthoLucent™ Narrow #7110-R



Narrow with Extra Long Handle #7110-01

Short-tipped Narrow #7111

Short-tipped Narrow with Extra Long Handle #7115-01

Extra Deep Short-tipped Narrow #7115-03



## Modular Weights

Weights can be used to help hold the retractors in place.



**PRODUCT NO'S:**

3430-01 1.5 lbs. (.68 kg)

3430-02 2.0 lbs. (.91 kg)

3430-03 2.5 lbs. (1.13 kg) with attaching hook

## Hohmann Retractor

*Designed like the original Hohmann-style retractor*

The OrthoLucent™ version is made of a strong, lightweight carbon fiber PEEK composite material, which is completely radiolucent, helps to prevent from marring component surfaces, and can be steam sterilized.



PRODUCT NO'S:	
4558	Blade Width: 16 mm Overall Length: 11.375" (28,9 cm)
4558-R* [OrthoLucent™]	Blade Width: 16 mm Overall Length: 9.625" (24,4 cm)
4558-01 [Extra Deep]	Blade Width: 16,7 mm Overall Length: 11.5" (29,2 cm)



\* MADE EXCLUSIVELY FOR INNOVIMED IN SWITZERLAND

## Modified Blunt Hohmann Retractor

*Used for soft tissue retraction*

The OrthoLucent™ version is made of a strong, lightweight carbon fiber PEEK composite material, which is completely radiolucent, helps to prevent from marring component surfaces, and can be steam sterilized.



PRODUCT NO'S:	
4550	Blade Width at End: 11 mm Overall Length: 10.75" (27,3 cm)
4550-R* [OrthoLucent™]	Blade Width at Widest: 24,5 mm Overall Length: 10.75" (27,3 cm)
4550-01 [Extra Deep]	Blade Width at End: 11 mm Overall Length: 13.25" (33,7 cm)



\* MADE EXCLUSIVELY FOR INNOVIMED IN SWITZERLAND

## Meckel Posterior Stabilizing Knee Retractor

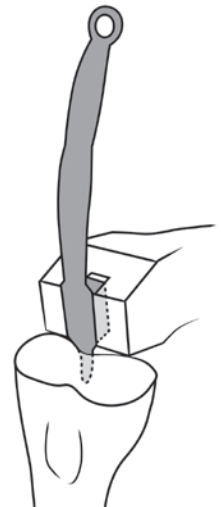
Designed by Christopher M. Meckel, MD

*Designed to provide enhanced anterior translation of the tibia when doing posterior stabilized total knee replacement*

The 15 mm deep blade section of the retractor is used to lever the tibia forward (by resting the tip on the posterior tibia and the middle blade section block levering off the distal femur) after the box cut has been made in the distal femur.



PRODUCT NO:
4538
Blade Width: 20 mm
Blade Depth: 15 mm
Overall Length: 10" (24,5 cm)



PRODUCT NO:
4539
Overall Length: 10" (25,4 cm)
Blade Width: .85" (21,5 mm)

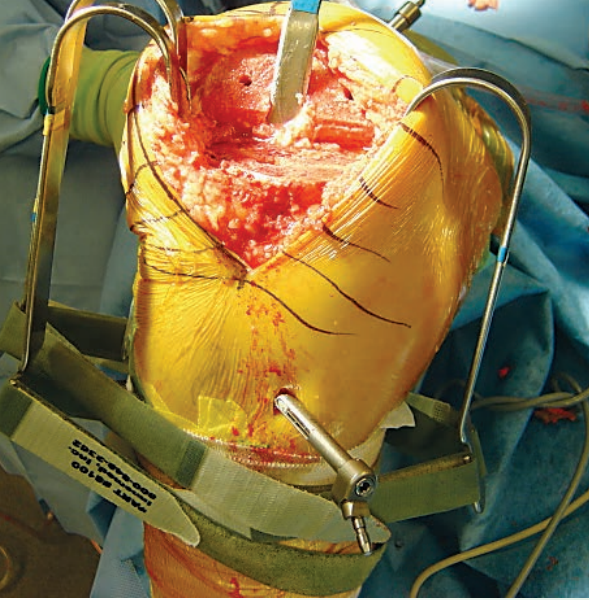


## Wetzel Modified Hohmann Retractor

Designed by Robert Wetzel, MD and Todd McKinley, MD

*The long point is designed to be placed around, on, or through a bony structure and then levered back to retract tissue*

The handle is contoured to allow better leverage and visualization. Can be held in place with weights or by hand.

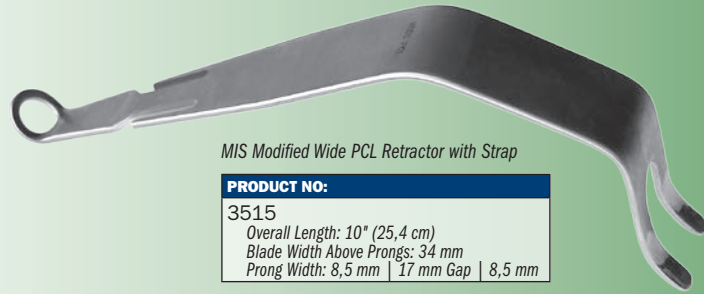


# Knee Retractor System

Designed by S. David Stulberg, MD

*Helps free assisting personnel while providing excellent exposure*

Velcro® is a registered trademark of Velcro U.S.A.



MIS Modified Wide PCL Retractor with Strap

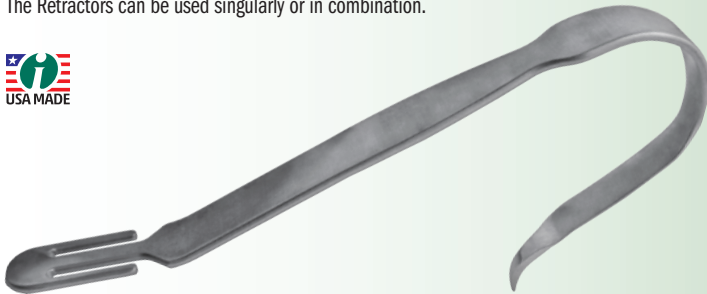
PRODUCT NO:	
3515	
Overall Length: 10" (25,4 cm)	
Blade Width Above Prongs: 34 mm	
Prong Width: 8,5 mm	17 mm Gap   8,5 mm



Wide PCL Retractor with Strap

PRODUCT NO:	
3525	
Overall Length: 10" (25,4 cm)	
Blade Width Above Prongs: 57 mm	
Prong Width: 8,5 mm	17 mm Gap   8,5 mm

The Knee Retractor System holds retractors utilizing Velcro® straps. This helps eliminate obstruction of the surgeon's operative area and frees assisting personnel. Four retractor styles are available; straps are available in two lengths. Retractors and straps are autoclavable. The Retractors can be used singularly or in combination.



Single Prong Collateral Ligament Retractor with Strap

PRODUCT NO:	
6650	
Overall Length: 8.25" (21 cm)	
Blade Width: 14 mm	



Long Prong Collateral Ligament Retractor with Strap

PRODUCT NO:	
6630	
Overall Length: 8" (20,3 cm)	
Overall Blade Width: 21 mm	
Prong Width: 4,5 mm	12 mm Gap   4,5 mm



Stubbs Short Prong Collateral Ligament Retractor with Strap

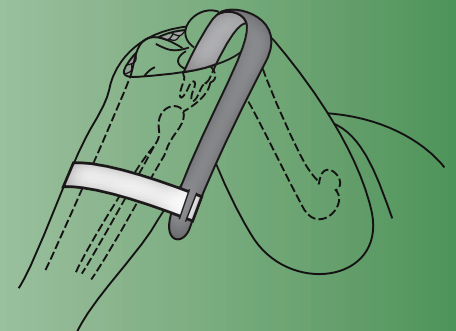
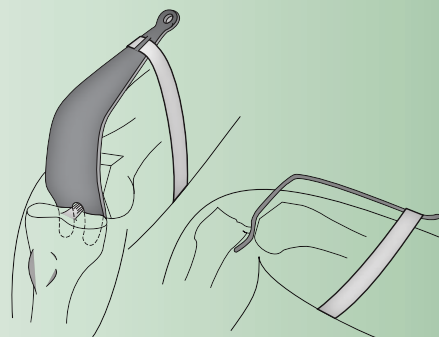
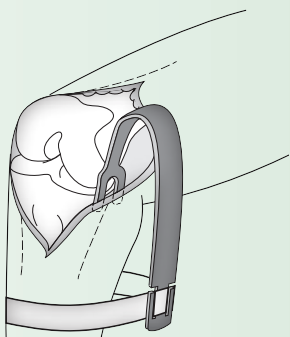
Designed by B. Stubbs, MD

PRODUCT NO:	
6640	
Overall Length: 8" (20,3 cm)	
Blade Width Above Prongs: 27 mm	
Prong Width: 4,8 mm	3,4 mm Gap   4,8 mm



Strap

PRODUCT NO'S:	
Packages of 10	
8100-P	[Long Strap-Femur]
8120-P	[Short Strap-Tibia]





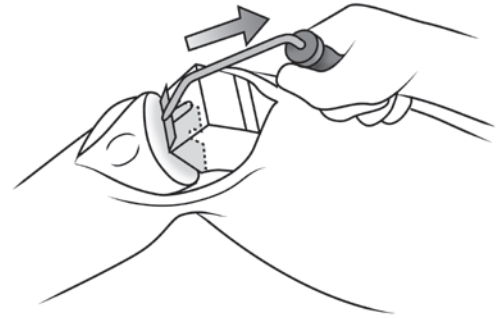


**PRODUCT NO:**  
**3649**  
 Overall Length: 6.75" (17,1 cm)  
 Handle Offset: 3.5" (8,9 cm)  
 Handle Length: 5" (12,7 cm)  
 Lift Pad: 2" x 1.675" (51 mm x 41 mm)



**Bargo Femoral Lift** Designed by Lonnie Bargo, CSFA  
*Designed to distract the distal femur up and away from the proximal tibia during TKR to help expose the popliteal fossa and access the soft tissues for meniscal excision*


Particularly useful when using a 3D printed cutting block, where drilled access to the intramedullary canal (to help lift the femur) is unavailable.



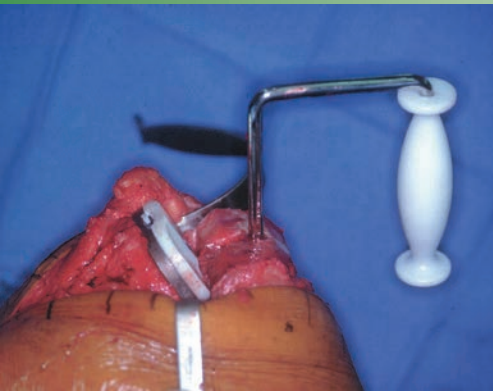
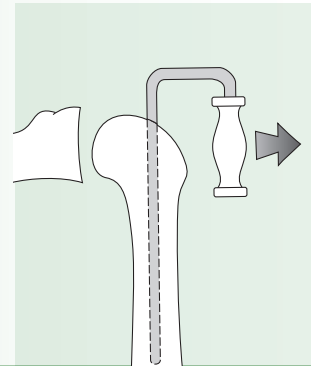
## Distal Femur Distractor

*Helps distract the distal femur away from the proximal tibia*

Designed to distract the distal femur away from the proximal tibia during total knee surgery. It is inserted into a pre-drilled hole in the distal femur. The bent handle allows the femur to be distracted away from the tibia. The intramedullary rod portion is fluted.



**PRODUCT NO'S:**  
**4220-00 [Standard Handle]**  
 Overall Length: 12.75" (32,4 cm)  
 Rod Offset from Handle: 4.5" (11,4 cm)  
**4220-01 [Upward Bent Handle]**  
 Overall Length: 17.5" (49,6 cm)  
 Rod Length from Bend: 12.75" (32,4 cm)  
 Rod Offset from Handle: 4.5" (11,4 cm)



Two Sizes Available

## Harwin Modified Cobra Retractor

Designed by Steven F. Harwin, MD, FACS

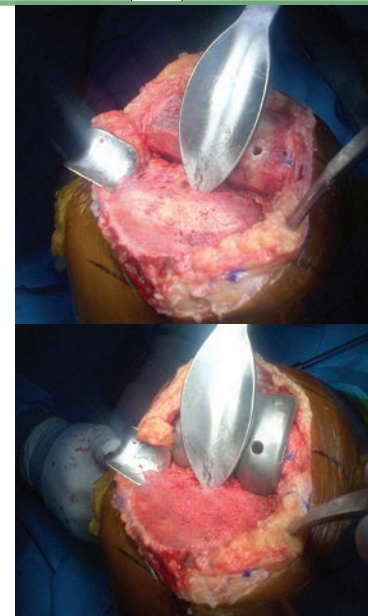
*Designed for use during total knee and hip surgery*

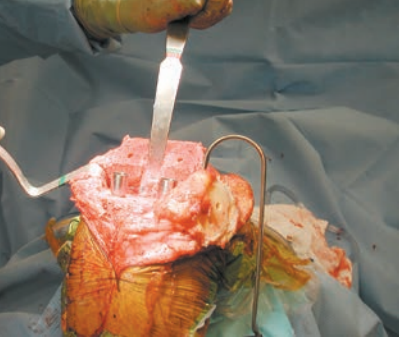
The long handle and obtuse angle provide more ergonomic leverage—especially helpful for use with obese patients.

For total knee surgery, the wide blade of the large retractor spans the prepared box and helps bring the tibia forward. The small retractor helps with retraction of the medial and lateral structures, where the wide, concave blade provides added exposure over standard bent Hohmann retractors. The serrated tip helps improve stability.

In total hip surgery, the wide, concave blade design allows for enhanced exposure—especially useful in anterior hip surgery with the placement of reamers, and to elevate and expose the proximal femur.

**PRODUCT NO'S:**  
**6143 [Large]**  
 Overall Length: 14.75" (37,5 cm)  
 Horizontal Handle: 8" (20,3 cm)  
 Blade Width: 43 mm  
 Tongue: 25 mm x 5 mm  
**6143-01 [Small]**  
 Overall Length: 12.5" (31,8 cm)  
 Horizontal Handle: 5" (12,7 cm)  
 Blade Width: 30 mm  
 Tongue: 25 mm x 5 mm





## PCL Retractor

*Designed to straddle the cruciate ligament*



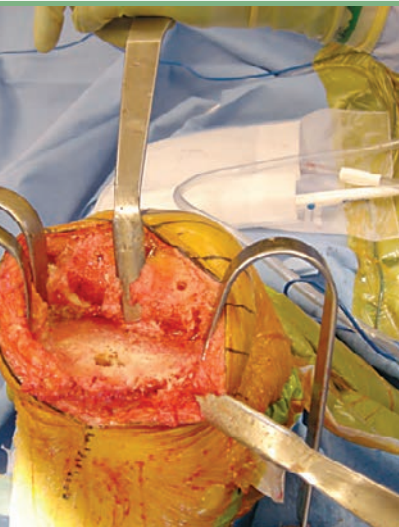
PRODUCT NO'S:	
2820 [Standard]	Overall Length: 9.875" (25,1 cm) Prong Width: 5 mm   10 mm Gap   5 mm
2820-C [Coated Standard]	Overall Length: 9.875" (25,1 cm) Prong Width: 5 mm   10 mm Gap   5 mm
2820-R* [OrthoLucent™ Standard]	Overall Length: 9.875" (25,1 cm) Prong Width: 5 mm   10 mm Gap   5 mm
2825 [Wide Prong]	Overall Length: 9.875" (25,1 cm) Prong Width: 8,5 mm   11 mm Gap   8,5 mm

Designed to straddle the cruciate ligament and lie in the femoral condylar notch, allowing the surgeon to retract the tibia away from the femur for better access. The handle is contoured away from the surgeon's field of view. Modular weights can be used to help hold the retractor in place.

The OrthoLucent™ version is made of a lightweight carbon fiber PEEK composite material, which is strong, lightweight, completely radiolucent, helps to prevent from marring component surfaces, and can be steam sterilized.

Also available with a special protective coating, applied to the areas of the instrument that may come into contact with component surfaces, to help prevent from marring the articulating surfaces.

Wide Prong  
Wider prongs offer better stability



## MIS PCL Retractor

Designed by S. David Stulberg, MD



PRODUCT NO:	
6203 [Medium]	Overall Length: 12.5" (31,8 cm) Handle Length: 6" (15,2 cm) Blade Width: 15 mm



## Lester Proximal Tibial TKA Retractor

Designed by D. Kevin Lester, MD

*Helps expose the cut surface of the tibia to allow sizing, preparation and cleansing during TKA*

Also helps protect the posterior knee soft tissue structures from injury.

PRODUCT NO:	
4699	Overall Length: 12" (30,5 cm) Depth from Bend: 5" (12,7 cm) Blade Width: 1.5" (3,8 cm)





## Wide PCL Retractor

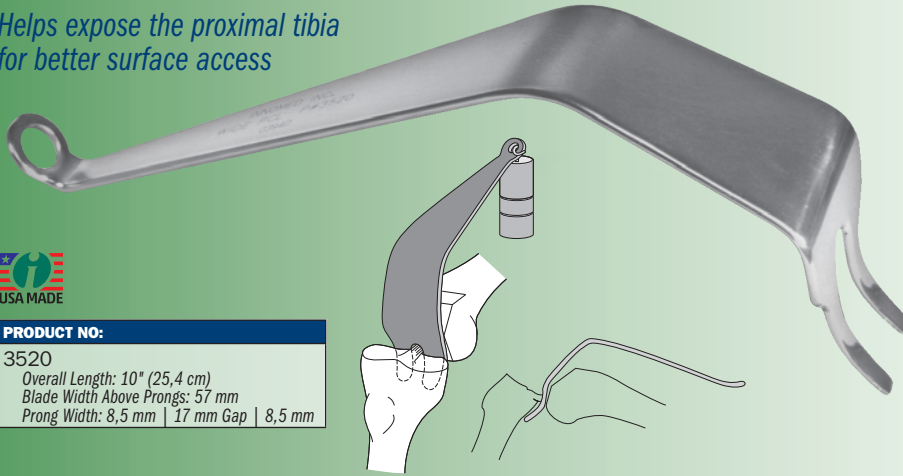
Designed by S. David Stulberg, MD

*Helps expose the proximal tibia for better surface access*

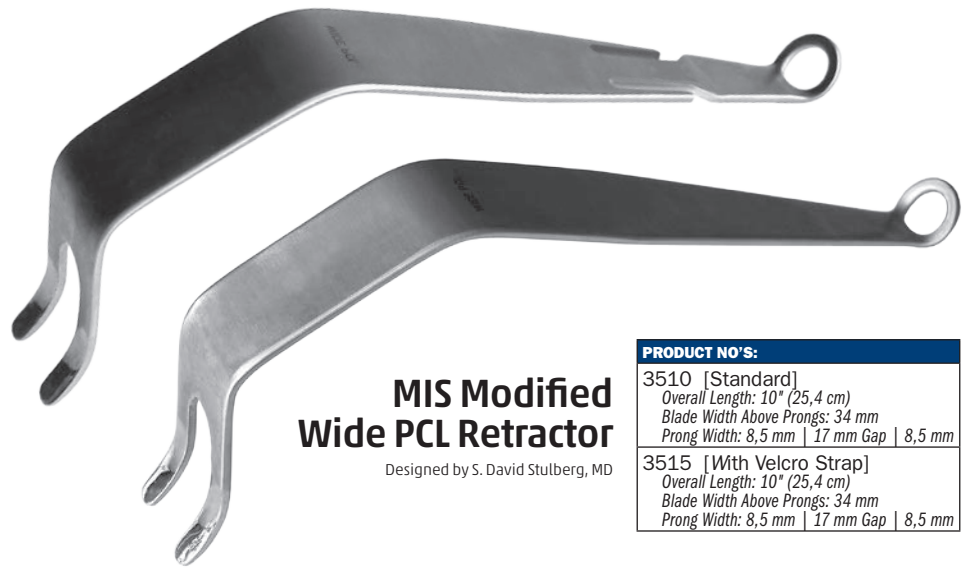
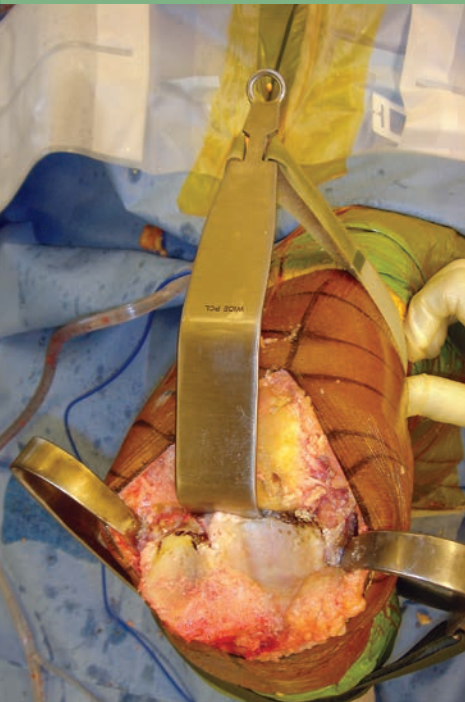
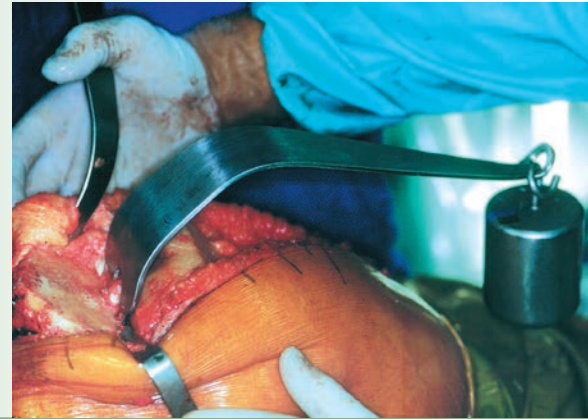


**PRODUCT NO:**

3520  
 Overall Length: 10" (25,4 cm)  
 Blade Width Above Prongs: 57 mm  
 Prong Width: 8,5 mm | 17 mm Gap | 8,5 mm



Designed to expose the proximal tibia during total knee surgery for better access to the articulating surfaces. The handle is contoured to allow the surgeon a clear field of view of the operating area. Modular weights can be used to help hold the retractor in place.



## MIS Modified Wide PCL Retractor

Designed by S. David Stulberg, MD



**PRODUCT NO'S:**

3510 [Standard]  
 Overall Length: 10" (25,4 cm)  
 Blade Width Above Prongs: 34 mm  
 Prong Width: 8,5 mm | 17 mm Gap | 8,5 mm

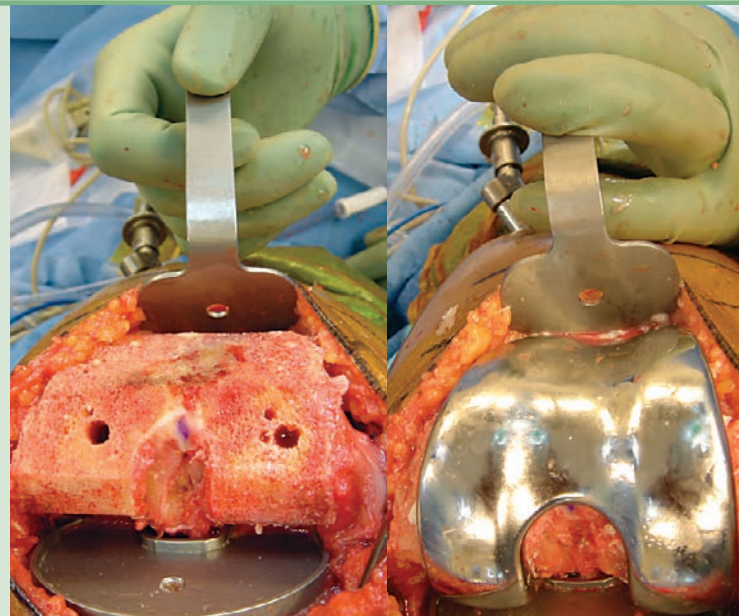

3515 [With Velcro Strap]  
 Overall Length: 10" (25,4 cm)  
 Blade Width Above Prongs: 34 mm  
 Prong Width: 8,5 mm | 17 mm Gap | 8,5 mm

## Anterior Femoral Condylar Retractor

Designed by S. David Stulberg, MD

**PRODUCT NO:**

3405  
 Overall Length: 5" (12,7 cm)  
 Blade Width at Widest: 4,5 cm



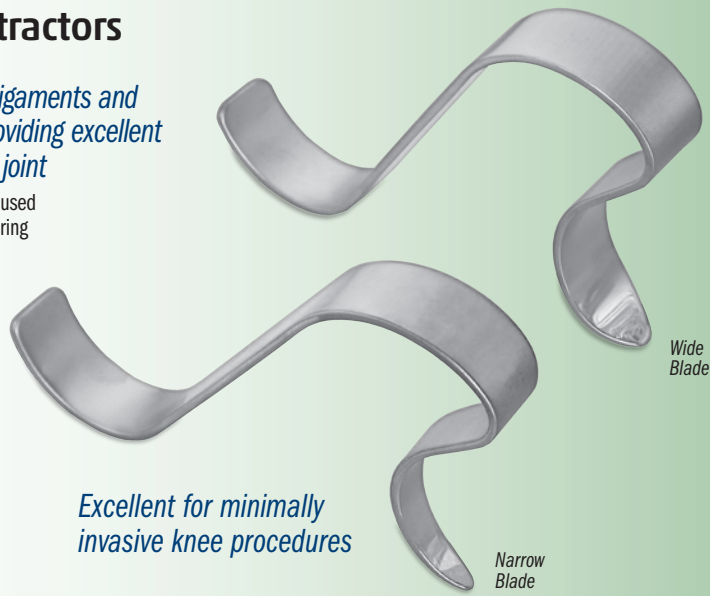


## "S" Total Knee Retractors

Designed by R. Barry Sorrells, MD

*Helps protect the collateral ligaments and popliteal structures while providing excellent visualization within the knee joint*

The design is self-retaining and can be used singularly and in pairs. For cruciate sparing or sacrificing prosthetic designs.



*Excellent for minimally invasive knee procedures*



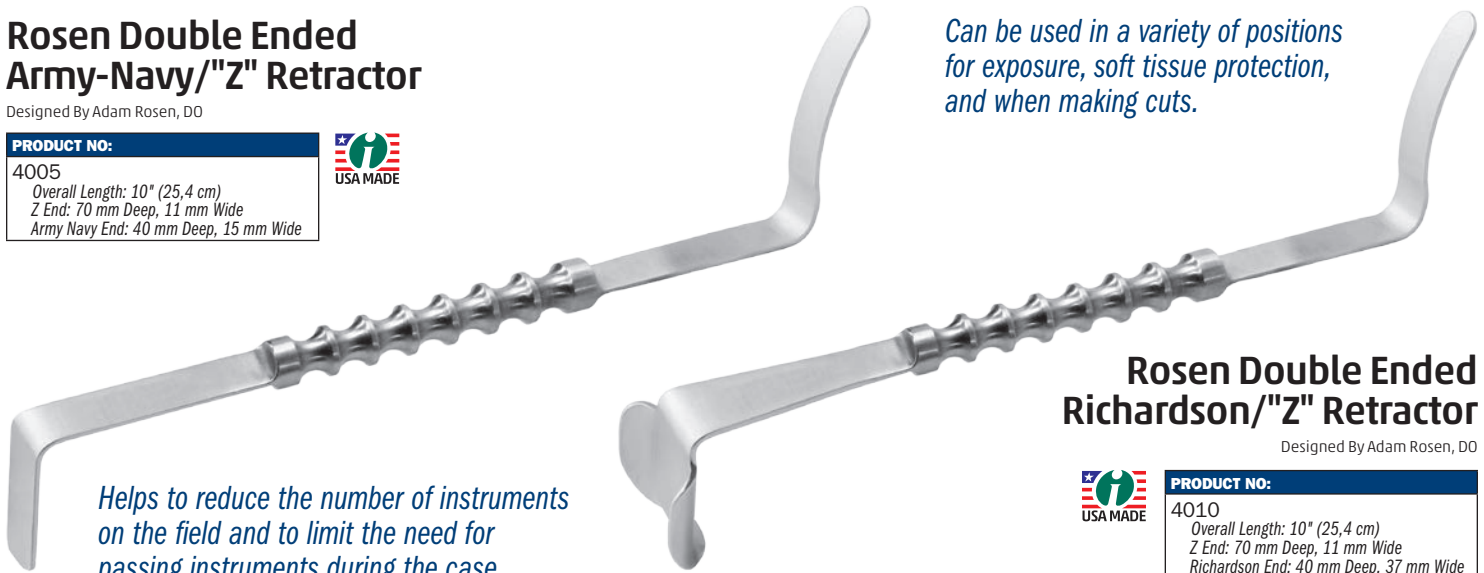
PRODUCT NO'S:	
3720-00 [Wide Blade]	Overall Length: 6" (15,2 cm) Blade Width: 20 mm
3720-01 [Narrow Blade]	Overall Length: 6" (15,2 cm) Blade Width: 10 mm



## Rosen Double Ended Army-Navy/"Z" Retractor

Designed By Adam Rosen, DO

PRODUCT NO:
4005
Overall Length: 10" (25,4 cm)
Z End: 70 mm Deep, 11 mm Wide
Army Navy End: 40 mm Deep, 15 mm Wide



*Can be used in a variety of positions for exposure, soft tissue protection, and when making cuts.*

*Helps to reduce the number of instruments on the field and to limit the need for passing instruments during the case.*

## Rosen Double Ended Richardson/"Z" Retractor

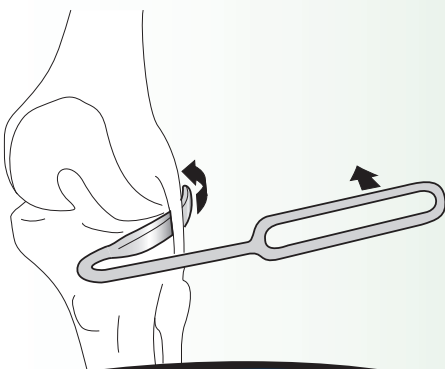
Designed By Adam Rosen, DO



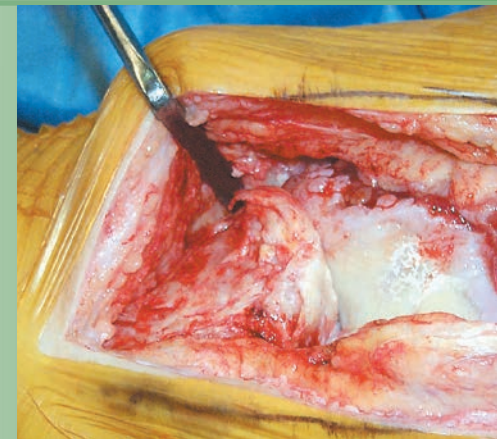
PRODUCT NO:
4010
Overall Length: 10" (25,4 cm)
Z End: 70 mm Deep, 11 mm Wide
Richardson End: 40 mm Deep, 37 mm Wide

## Blount Knee Retractor

Designed by James B. Stiehl, MD



Designed for retraction in total knee arthroplasty, the long narrow blade easily fits above the capsular ligament at the joint line. Can also be used for knee revision, fitting easily around the implant.



PRODUCT NO:
4850
Overall Length: 8.5" (21,6 cm)
Prong Width: 9 mm

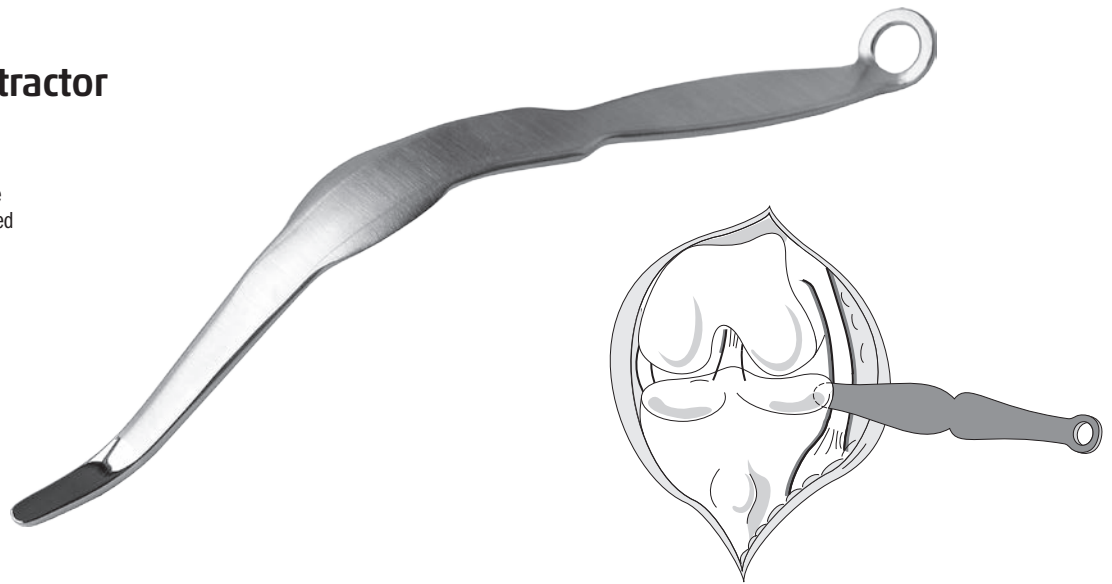


## Concave Total Knee Retractor

*Used to retract soft tissue away from the femur and tibia*

Used during total knee surgery to retract soft tissue away from the femur and tibia. The blade is designed to curve around the distal femur and tibia plateau.

PRODUCT NO'S:	
6720 [Standard]	Overall Length: 9.625" (24,4 cm) Blade Width: 15 mm
6720-01 [Narrow]	Overall Length: 9.625" (24,4 cm) Blade Width: 9 mm



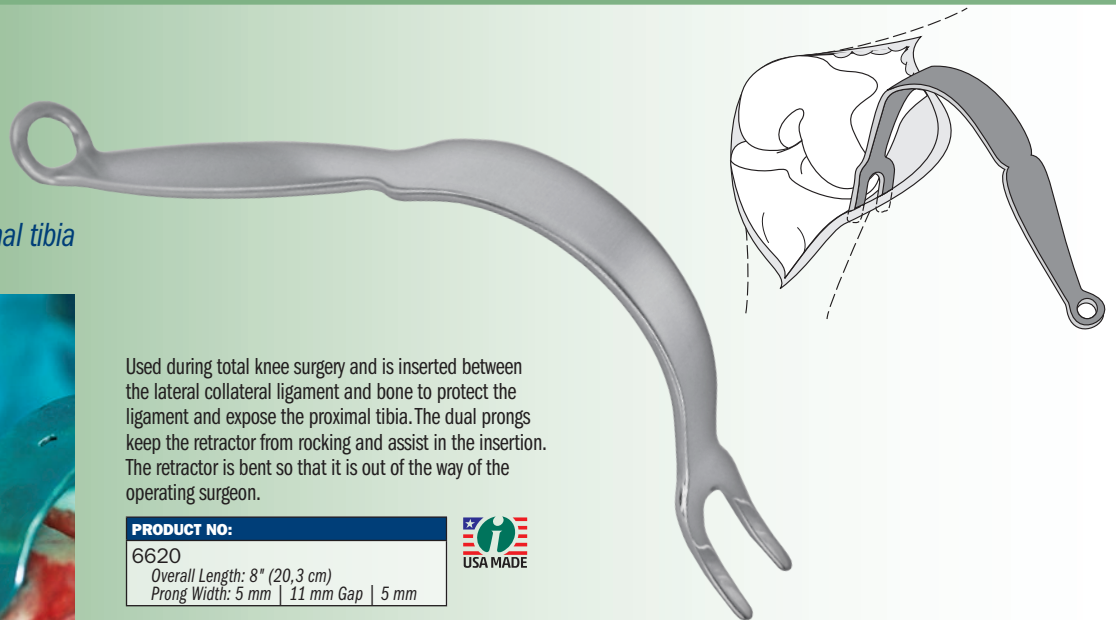
## Collateral Ligament Retractor

*Helps protect the lateral collateral ligament while exposing the proximal tibia*



Used during total knee surgery and is inserted between the lateral collateral ligament and bone to protect the ligament and expose the proximal tibia. The dual prongs keep the retractor from rocking and assist in the insertion. The retractor is bent so that it is out of the way of the operating surgeon.

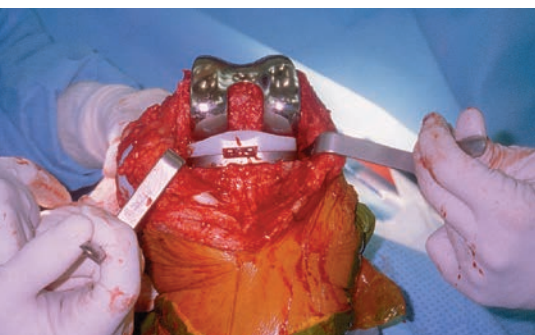
PRODUCT NO:	
6620	Overall Length: 8" (20,3 cm) Prong Width: 5 mm   11 mm Gap   5 mm



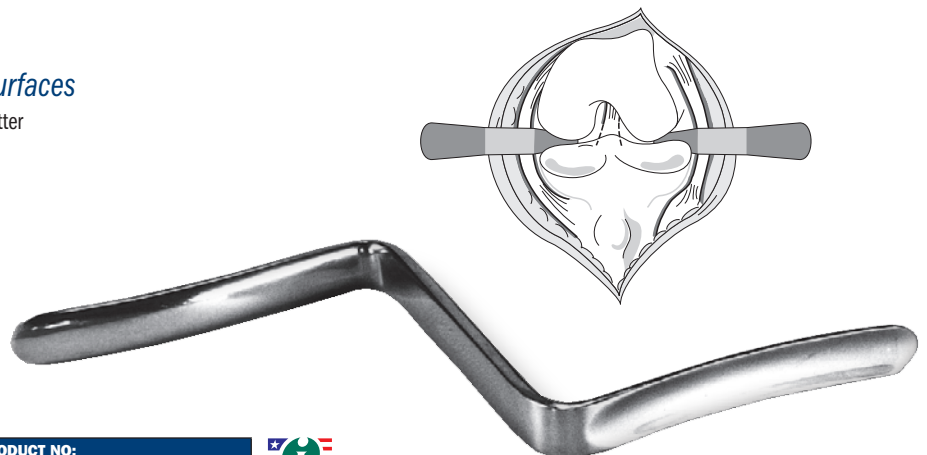
## "Z" Knee Retractor

*Helps create better access to the articulating surfaces*

Designed to expose the femur and the tibia during knee surgery for better access to the articulating surfaces. The "Z" contouring of the retractor provides the surgeon with an open field of view and working area.



PRODUCT NO:	
4420-00	Overall Length: 7.25" (18,4 cm) Blades: 11 mm Wide, 3" (7,6 cm) Deep





## Fromm Femur & Tibia Triangles

Designed by S.E. Fromm, MD\*  
 Extra Small Triangle designed by S.E. Fromm, MD & Kenneth Merriman, MD

*Used for femur and tibia positioning during nailing, repairs and fractures*

Designed to position and hold the femur and tibia during intramedullary nailing of the femur, ligament repairs and extremity fractures. Allows knee to be flexed greater than 90° to allow reaming and nail insertion without displacing fracture. The triangles are available in four heights: 8.5", 11", 14", and 16" (21,5 cm, 27,9 cm, 25,6 cm, and 40,7 cm). The three smaller triangles are designed to fit inside the larger triangle for storage. They are supplied with an autoclavable silicone cushioning pad and velcro\* straps. The triangles are also radiolucent and gas or steam sterilizable.

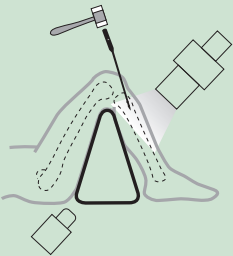
PRODUCT NO'S:	
2760-00	[Set of 3] Angles: Top 30°, Two Bottom 75°
2760-01	[11"] Base: 6" (15,2 cm), Height: 11" (27,9 cm)
2760-02	[14"] Base: 7" (17,8 cm), Height: 14" (25,6 cm)
2760-03	[16"] Base: 9" (22,9 cm), Height: 16" (40,7 cm)
Sold Separately - Not In Set:	
2760-XS	[8.5"] Base 5" (12,7 cm), Height: 8.5" (21,6 cm)
Replacement Parts:	
2760-P	[Silicone Pad]
2760-S	[Straps] Package of 18
8120-SP	[Straps for XS] Package of 10



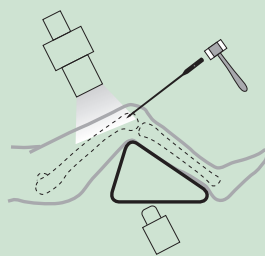
\*Velcro® is a registered trademark of the Velcro Companies.



**Tibial Nailing**

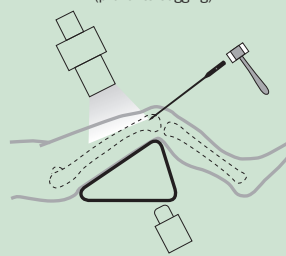


**Retrograde Femoral Nailing**



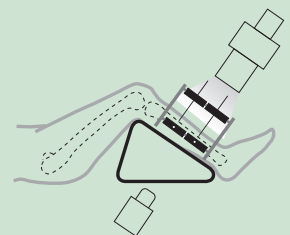
**Retrograde Femoral Nailing**

Triangle holds femur reduced (prevents sagging)



**Tibia Reduced For:**

- Open Reduction and Internal Fixation (ORIF)
- Application of uni- or multi-plane external fixator
- Knee ligament repairs and/or reconstruction



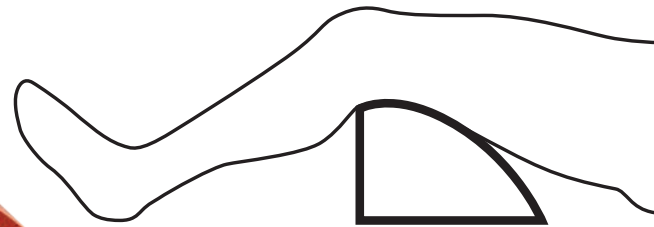
## Lower Extremity Leg Positioner

Designed by Ronald Romanelli, MD

*Designed to lift the knee for lower extremity casting applications*

Supplied with one autoclavable silicone pad. Positioner is radiolucent and gas or steam sterilizable.


PRODUCT NO'S:
2745
Dimensions: 5.5" (14 cm) H x 9.5" (24 cm) L x 9.25" (23,5 cm) W
Replacement Parts:
2760-P [Silicone Pad]







Tube holder can be placed anywhere along the rail so that tubes can support the ankle and knee simultaneously.



The tube holder is designed to prevent rolling and side-to-side tipping on the center rail.

**New!**



## Sanders Tube Holder

Designed by Richard Sanders, MD

*Designed to help stabilize the Sanders Extremity Positioning Tubes (#2740-01 & -02)*

The tube holder will help stabilize the tubes when used for lower extremity positioning for lower extremity surgery. Also, by using the tubes with the Stulberg Sliding Bolster (#2730), the knee can be placed in less flexion during the initial incision and wound closure.

**PRODUCT NO:**  
2740-03  
Dimensions: 8" x 4" x 1.625" (20,3 x 10,2 x 4,1 cm)



## Sanders Extremity Positioning Tubes

*Designed to support the knee and ankle during lower extremity surgery*


Designed by Richard A. Sanders, MD

The 4" (10,2 cm) tube elevates the foot and ankle for ankle fracture surgery.

The 6" (15,2 cm) tube lifts the knee off the operating table and allows for approximately 30° of knee flexion. Very useful for closure of total knee incisions, supporting fractures of the distal femur, and tibia plateau fractures.

The tubes are made of aluminum, allowing them to be autoclaved. They help eliminate the need for rolled sheet bolsters.

**PRODUCT NO'S:**  
2740-01 [Small]  
Diameter: 4" (10,2 cm)  
Width: 8" (20,3 cm)  
2740-02 [Large]  
Diameter: 6" (15,2 cm)  
Width: 8" (20,3 cm)



## Stulberg Sliding Bolster

Designed by S. David Stulberg, MD

*Helps eliminate the need for a sand bag during total knee surgery*

The base plate is attached to the table and the sterile sliding bolster is placed on top of the sterile drape. The bolster can be adjusted for different angles of knee flexion during surgery.

**PRODUCT NO'S:**  
2730  
Base Dimensions:  
20" x 10.5" (50,8 cm x 26,7 cm)






# Robb Leg Positioner

Designed by William Robb, MD

*Provides stable positioning of the knee during surgery*



- ▶ Slotted base allows the leg to be easily flexed or extended during knee surgery
- ▶ Slots are also designed to allow the foot piece to be rotated
- ▶ The complete unit is steam and gas sterilizable
- ▶ Supplied with a sterilizable table clamp which can be clamped over the sterile drape to the O.R. table side bar
- ▶ Three (3) Sterile Pads/Wraps are included with each new purchase (See below for Pad/Wrap information)

**PRODUCT NO'S:**

Base Dimensions: 21" x 11" (53,4 cm x 27,9 cm)
2630 [Leg Holder with Carbon Fiber Footpiece]
<b>Optional &amp; Replacement Parts:</b>
2630-FPI [Carbon Fiber Footpiece Only]
2629-00 [Case of 10 Sterile Pads/Wraps]
2595 [Table Clamp]



## Leg Positioner Sterile Protective Pad & Wrap

*Disposable, latex-free sterile foam pad and cohesive wrap helps protect patient from pressure sores, abrasions and possible neurological impairment while securing foot into the boot*



Compatible with the Innomed's Stulberg and Robb Leg Positioners



<b>PRODUCT NO:</b>
2629-00 [Case of 10 Sets]
2629-L [1 Set]



Each set includes 1 Pad and 1 Wrap.





# Stulberg Leg Positioner

Designed by S. David Stulberg, MD

*Provides stable positioning  
of the knee during surgery*



- ▶ Allows the leg to be manipulated into the desired position and securely locked in place
- ▶ Includes the necessary adjustments to tilt, rotate, and flex or extend the knee
- ▶ Extension/flexion adjustments can be made with the quick release of the ratchet
- ▶ In use, the base plate is clamped onto the operating table with the vertical side bar, the base plate is draped, and the sterile support plate lowered into the base plate
- ▶ The patient's foot is wrapped into the foot support with a sterile bandage (additional padding may be used for thin tibias)
- ▶ The complete unit is steam and gas sterilizable
- ▶ Three (3) Sterile Pads/Wraps are included with each new purchase  
(See left for Pad/Wrap information)

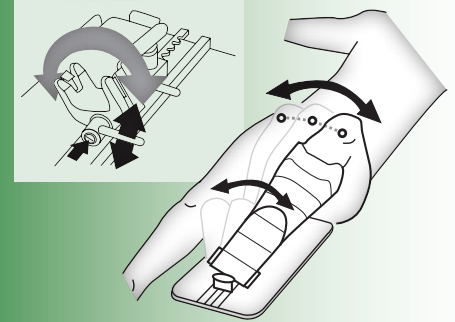


Usage guide available  
on our website.



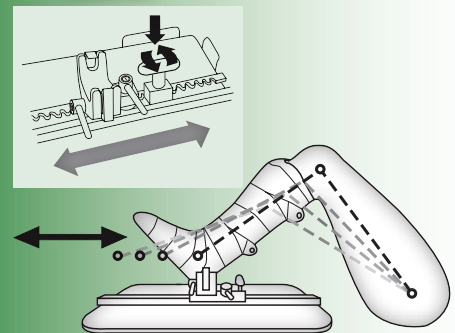
PRODUCT NO'S:
Base Dimensions: 20" x 10.5" (50,8 cm x 26,7 cm)
2620 [Leg Holder with Carbon Fiber Footpiece]
<b>Optional &amp; Replacement Parts:</b>
2620-FPI [Carbon Fiber Footpiece Only]
2629-00 [Case of 10 Sterile Pads/Wraps]

## Tilt Bar



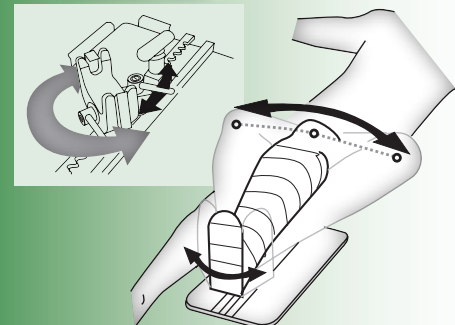
Loosening the Tilt Bar allows the knee to be tilted in either direction. Tightening the bar locks the Yoke System in the desired position.

## Ratchet



The Ratchet allows the Yoke Assembly to be moved in a precise gradual manner, the length of the Track. For faster adjustments, downward pressure on the Ratchet Handle releases the Yoke Assembly which then can be easily slid the length of the Track.

## Rotation Bar



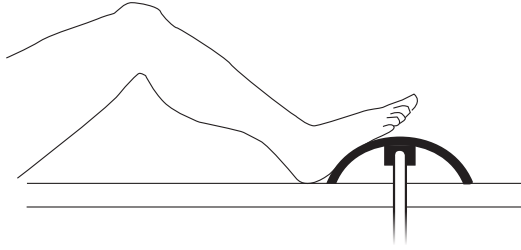
Loosening the Rotation Bar allows the knee to be rotated in either direction. Tightening the bar locks the Yoke System in the desired direction.



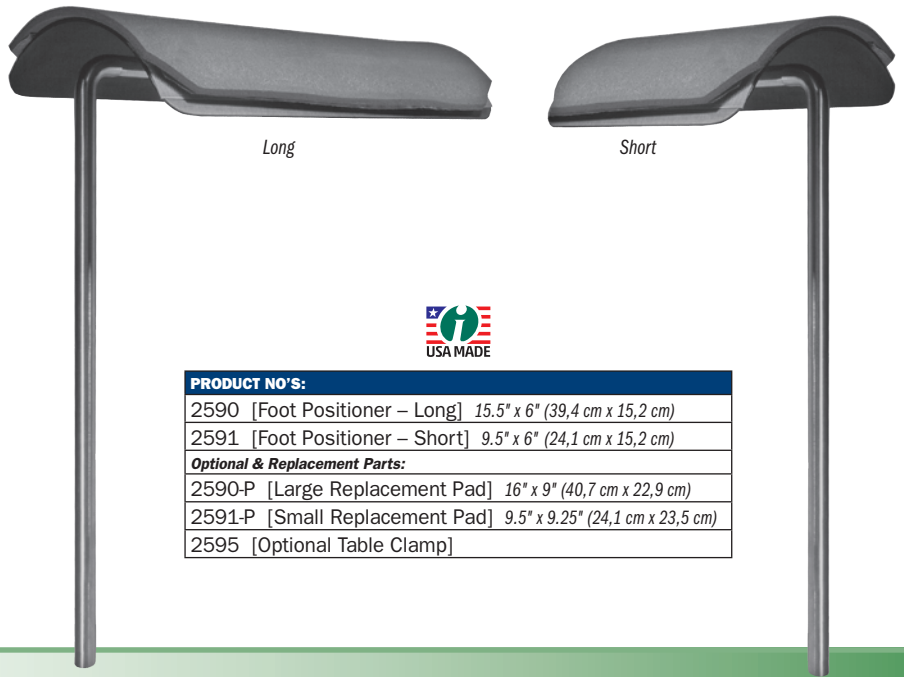
## Kirschenbaum Foot Positioner

Designed by Ira Kirschenbaum, MD

*Helps eliminate the use of sand bags under the drape during total knee surgery*



The foot rest is dome shaped for optimal foot contact and positioning the leg in flexion, and can be rotated. The unit can be used under the drape by attaching it to a standard table attachment or it can be sterilized for use on top of the drape. It can be attached to the table with the optional sterilizable table clamp. Supplied with a removable, sterilizable silicone foot pad.



PRODUCT NO'S:	
2590	[Foot Positioner – Long] 15.5" x 6" (39,4 cm x 15,2 cm)
2591	[Foot Positioner – Short] 9.5" x 6" (24,1 cm x 15,2 cm)
Optional & Replacement Parts:	
2590-P	[Large Replacement Pad] 16" x 9" (40,7 cm x 22,9 cm)
2591-P	[Small Replacement Pad] 9.5" x 9.25" (24,1 cm x 23,5 cm)
2595	[Optional Table Clamp]

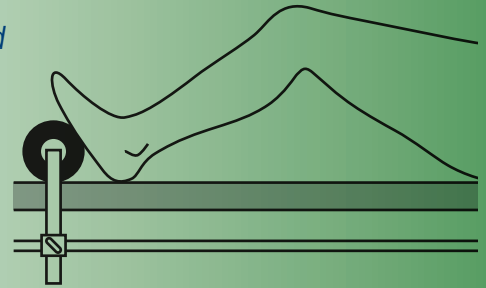


## Modified 90° Leg Stabilizer

Designed by Gregory Fanelli, MD

*Useful in total knee surgery to hold the leg in position*

Helps to open up the knee joint when pressure is applied to the lower leg. Pad and sterilizable table clamp included.



PRODUCT NO:	
2725	Post Height: 11.375" (28,9 cm) Pad Length: 9" (22,9 cm) Pad Diameter: 3" (7,6 cm)
Replacement Parts:	
9120	[Table Clamp]
8840-P	[Pad]

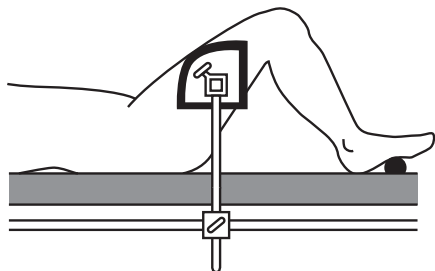


## Durham Leg Positioner

Designed by Al Durham, MD

*Placed against the thigh, helping to hold the leg upright in knee surgery*

Supplied with a sterilizable table clamp. The pad is made of semi-dense foam to help prevent pressure points and is sealed with a washable coating.



PRODUCT NO:	
4105	
Replacement Parts:	
9120	[Table Clamp]
4105-P	[Pad]



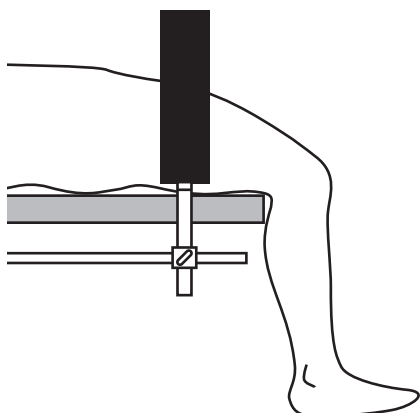
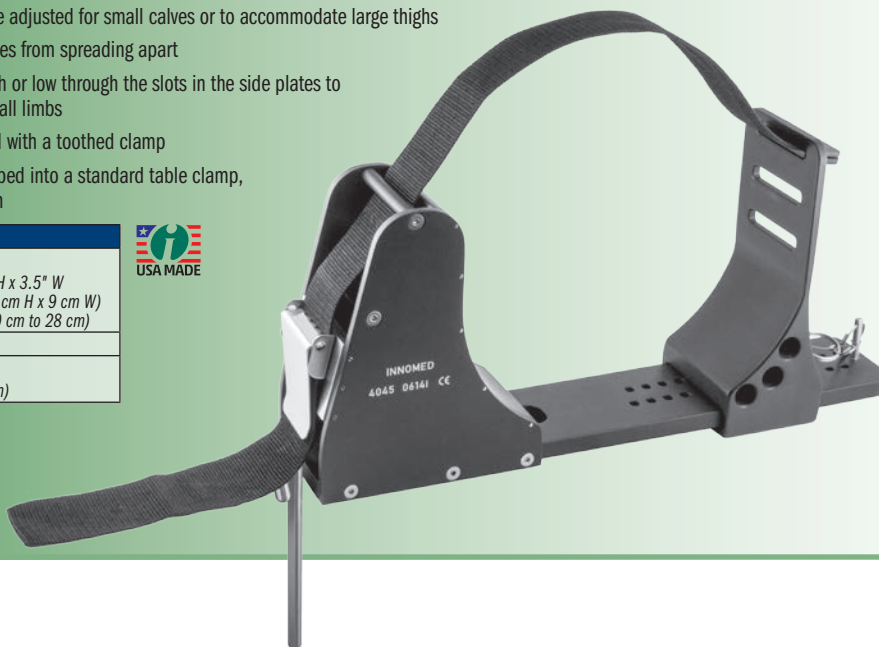
# Stanton Arthroscopic Leg Holder

Designed by John Stanton, MD

*Designed to securely hold legs of various sizes for arthroscopic surgery*

- ▶ Sliding leg holder can be adjusted for small calves or to accommodate large thighs
- ▶ Locking pin prevents sides from spreading apart
- ▶ Strap can be placed high or low through the slots in the side plates to accommodate large/small limbs
- ▶ Strap is strongly secured with a toothed clamp
- ▶ Support rod, when clamped into a standard table clamp, helps to prevent rotation

PRODUCT NO'S:	
4045	Dimensions: 16.5" L x 8.5" H x 3.5" W (42 cm L x 21,6 cm H x 9 cm W) Fits Legs: From 4" to 11" (10 cm to 28 cm)
Replacement Parts	
4045-S [Strap]	Overall Length: 28" (71,2 cm)



## Leg Stabilizer

Designed by Gregory Fanelli, MD

*Useful in arthroscopic knee surgery to hold the leg in position*

Helps to open up the knee joint when pressure is applied to the lower leg. Sterilizable table clamp included.

PRODUCT NO:	
8840	Overall Length: 18.5" (47 cm) Handle Length: 9.25" (23,5 cm) Pad Diameter: 3" (7,6 cm)
Replacement Parts:	
9120 [Table Clamp]	
8840-P [Pad]	



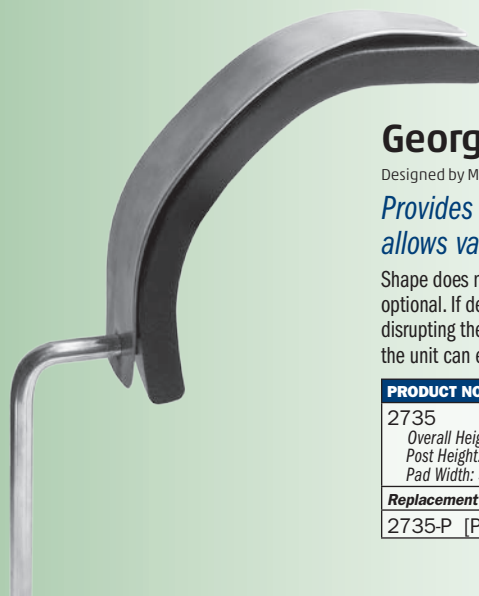
## George Arthroscopic Knee Positioner

Designed by Michael S. George, MD

*Provides lateral as well as superior support which allows valgus stress to open the medial compartment*

Shape does not squeeze the thigh, making the need for a thigh tourniquet optional. If desired, the unit can easily be rotated out of the way without disrupting the sterile field. Using a standard operating table clamp, the unit can easily be raised or lowered to accommodate all thigh sizes.

PRODUCT NO'S:	
2735	Overall Height: 22" (55,9 cm) Post Height: 12" (30,5 cm) Pad Width: 3" (7,6 cm)
Replacement Parts	
2735-P [Pad]	



# Richard Post-op Extremity Holder

Designed by Medical Industries of America, LLC


*Designed to help hold and stabilize an extremity in a desired position after knee or hip surgery*

Can be used on the patient bed, or can be hipized for use in surgery, except the pads which are not sterilizable.



US Patent # 7,753,863 B2

PRODUCT NO'S:	
Unit Dimensions: 15" x 2" x 5.25" (38 cm x 5,1 cm x 13,3 cm)	
8098-00	[Set with Pads]
Optional & Replacement Parts:	
8098-01	[Holder Only without Pads]
8098-PAD-00	[Set of 3 Pads - 2 Sides, 1 Center]
8098-PAD-A	[Single Center Pad]
8098-PAD-B	[Pair Curved Side Pads]



**New!**



## Cherf Cast Stand

Designed by John Cherf, MD

*Assists in applying short leg casts*

Designed to assist in applying short leg casts, the adjustable height permits optimal leg position for the seated patient and helps insure the application of a cast with the foot/ankle at 90 degrees to the leg. The foot is placed on the tongue of the stand. Stockinette is pulled over the foot and tongue. Cast padding and plaster/fiberglass is used in a routine fashion. The cast stand is slipped forward disengaging the foot after the cast has hardened.

PRODUCT NO:
2040
Base: 18.5" x 14.5" (47 cm x 36,9 cm)
Height: Adjusts from 14" to 23.75" (35,6 cm to 55,3 cm)
Foot Rest: 11" x 1.75" (27,9 cm x 4,4 cm)



## Cherf Leg Holder

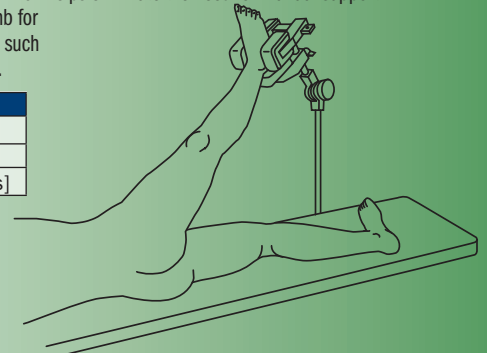
Designed by John Cherf, MD

*Supports the lower extremity for prepping before knee or hip surgery*

Useful for all lower extremity procedures and is particularly helpful for supporting the leg with the patient positioned in the lateral position. By holding the foot/ankle in an externally rotated position, the knee can be locked into extension which helps eliminate the need for manual support.

May also be used to support the limb for surgical patients in the supine position such as for knee and foot/ankle procedures.

PRODUCT NO'S:
2270
Replacement Parts:
4150-PD3 [Set of 3 Small Pads]






# Patient Self Stress Assembly Set

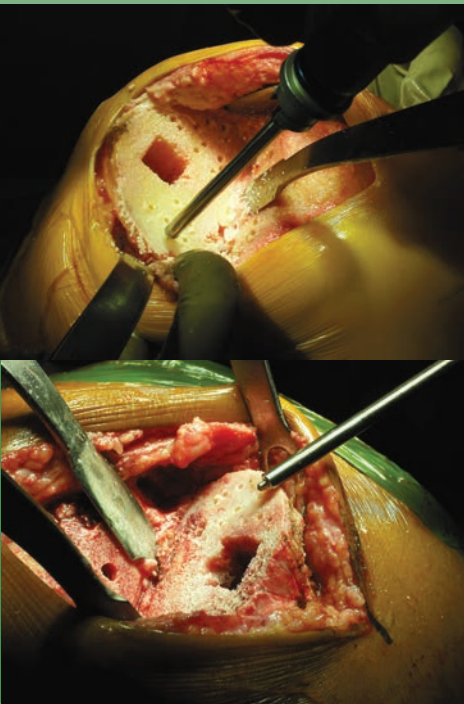
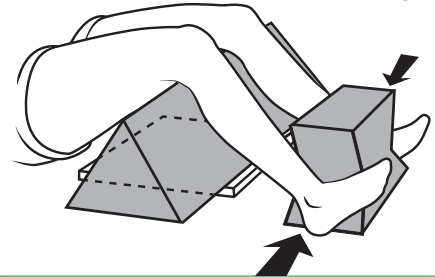
Designed by Kyle Cook, RTR and David Mauerhan, MD

*Designed to help position a patient for X-ray evaluation to help determine candidacy for Unicondylar Knee Arthroplasty*

<b>PRODUCT NO'S:</b>
2741-00 [Set]
<b>Individual Instruments:</b>
2741-01 [Triangle Positioner] Dimensions: 24" x 9" x 9" (61 cm x 23 cm x 23 cm)
2741-02 [Contoured Cube] Dimensions: 11" x 9" x 6" (28 cm x 23 cm x 15,2 cm)



**New!**



## Lombardi Tibia Cement Preparation Drill

Designed by Adolph Lombardi, MD

*Designed to drill cancellous bone to help improve bone/cement interface*

Designed to drill cancellous bone in the subchondral weight bearing region of the tibia. This helps to improve the mechanical interlock in the cancellous bone/cement interface.

<b>PRODUCT NO:</b>
1112
Drill Diameter: 2,7 mm
Drill Length: 3 mm
Overall Length: 4.75" (12,1 cm)

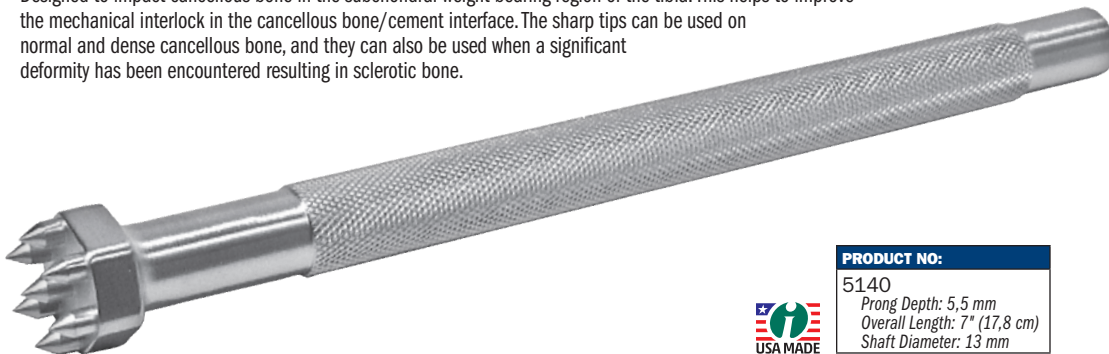


## Woolley Tibia Punch

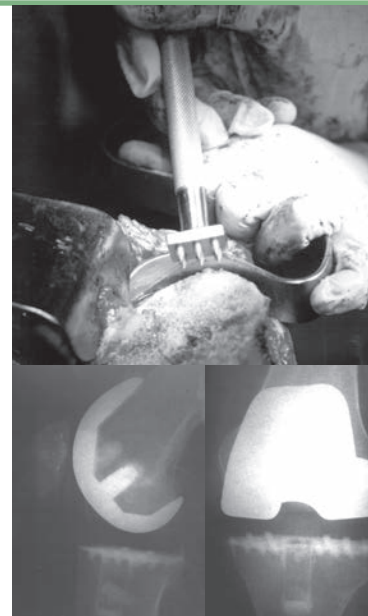
Designed by D. Woolley, MD

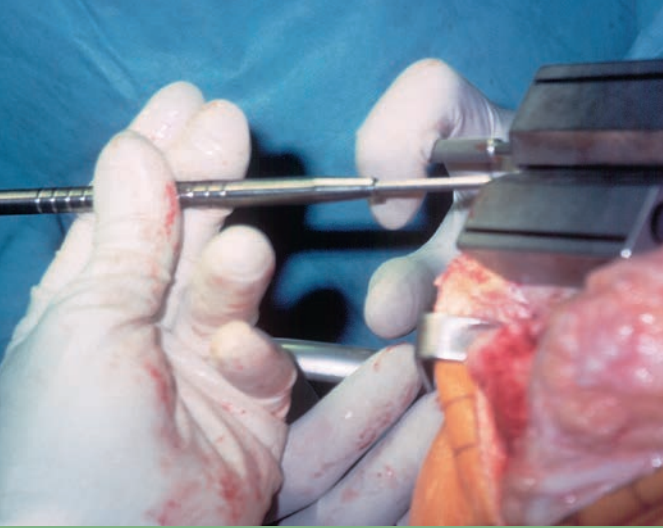
*Designed to impact cancellous bone to help improve bone/cement interface*

Designed to impact cancellous bone in the subchondral weight bearing region of the tibia. This helps to improve the mechanical interlock in the cancellous bone/cement interface. The sharp tips can be used on normal and dense cancellous bone, and they can also be used when a significant deformity has been encountered resulting in sclerotic bone.



<b>PRODUCT NO:</b>
5140
Prong Depth: 5,5 mm
Overall Length: 7" (17,8 cm)
Shaft Diameter: 13 mm






## Pin Inserter

*Used for 1/8" (3,2 mm) diameter pin insertion*


Designed to hold onto a 1/8" (3,2 mm) diameter pin while it is being inserted into a cutting block during total knee surgery or other applications where a 1/8" (3,2 mm) diameter pin is used. The pin inserter holds the pin tightly, yet releases it easily after insertion. It may be used with round or triangular end pins.



<b>PRODUCT NO:</b>
4020
Overall Length: 5" (12,7 cm)

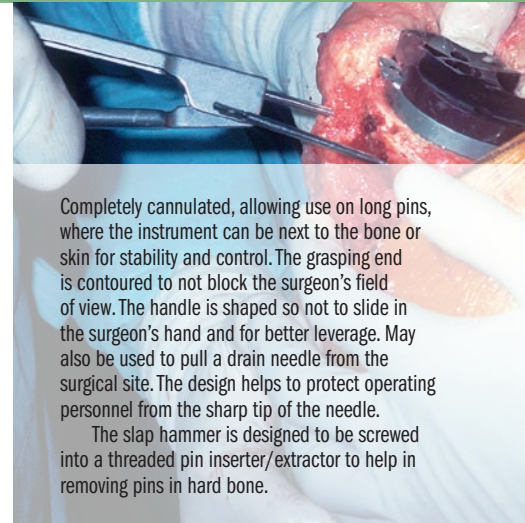
## Pin Inserter/Extractor

*Helps provide better leverage, stability and control when inserting/extracting pins*



### PRODUCT NO'S:

3020 [For 1/8" (3,2 mm) Pins]
3020-T-00 [For 1/8" (3,2 mm) Pins, with Slaphammer and Case]
3020-T [For 1/8" (3,2 mm) Pins, Threaded to Accept slap hammer]
3030 [For 3/16" (4,8 mm) Pins]
3040 [Slap Hammer] Thread: 5/16"x 18
1015 [Sterilization Case]



Completely cannulated, allowing use on long pins, where the instrument can be next to the bone or skin for stability and control. The grasping end is contoured to not block the surgeon's field of view. The handle is shaped so not to slide in the surgeon's hand and for better leverage. May also be used to pull a drain needle from the surgical site. The design helps to protect operating personnel from the sharp tip of the needle.

The slap hammer is designed to be screwed into a threaded pin inserter/extractor to help in removing pins in hard bone.

## Pin Driver and Threaded Bone Pins

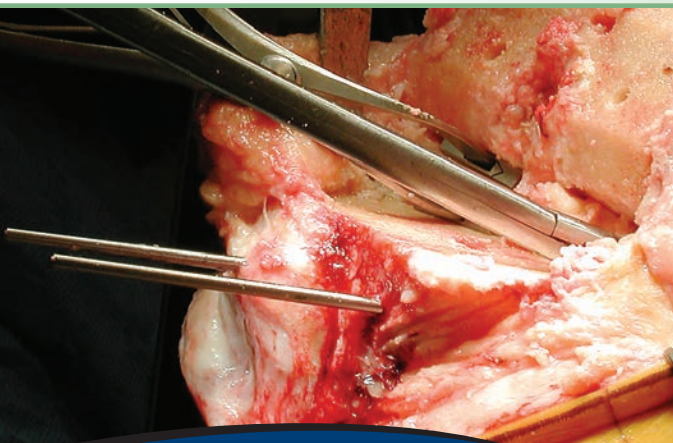
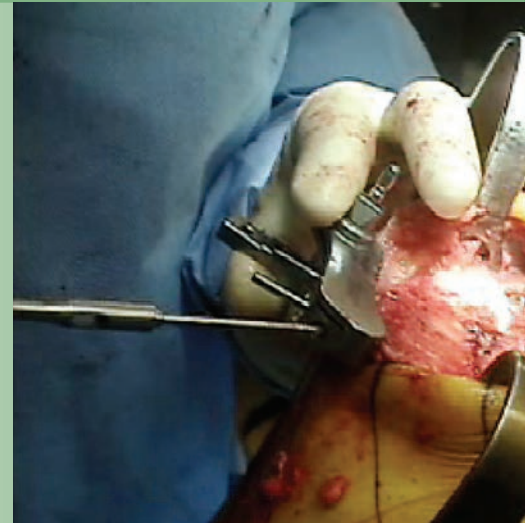


### PRODUCT NO'S:

<b>1/8" (3,2 mm) Pins - Packages of 10:</b>
1287 [85 mm Threaded Bone Pin]
1290 [65 mm Threaded Bone Pin]
1297 [55 mm Threaded Bone Pin with Collar]

### PRODUCT NO'S:

1206 [Pin Driver w/Quick-connect End] Overall Length: 5" (12,7 cm)
1205 [Pin Driver] Overall Length: 3.75" (9,5 cm)



## Shouldered Bone Pins



### PRODUCT NO'S:

**Packages of 10:**

1270 [1/8"] Diameter: 3,2 mm (.125") Overall Length: 70 mm Shoulder-to-tip: 45 mm	1271 [1/16"] Diameter: 1,6 mm (.062") Overall Length: 70 mm Shoulder-to-tip: 45 mm
--	---



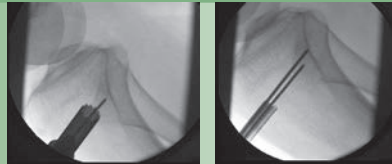
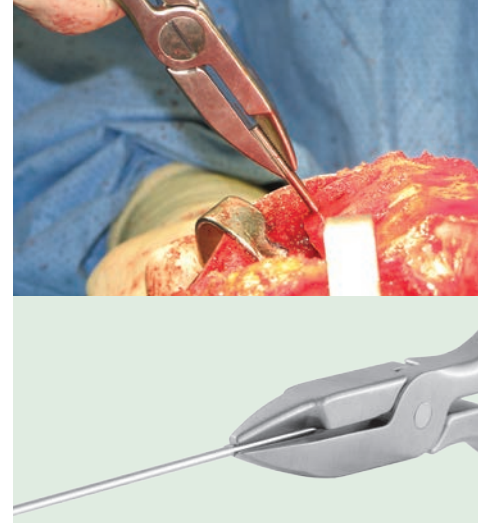


# Stanton Straight Pin Removal Pliers

Designed by John Stanton, MD

**PRODUCT NO:**

1893  
 Overall Length: 6.375" (16,2 cm)  
 Jaw Length: 1.62 (4,1 cm)  
 Instrument Width: 1 cm



# Cheng Biopsy Trephine System

Designed by Edward Cheng, MD

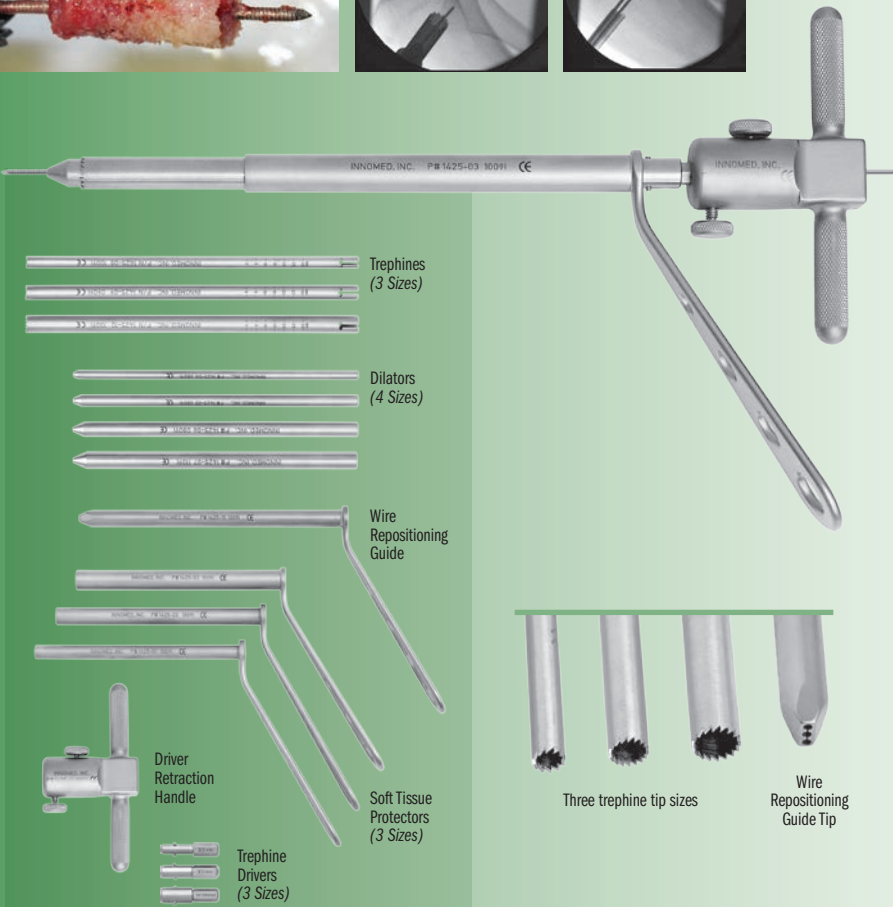
*Using a threaded K-wire facilitates grasping and removal of a core bone sample for biopsy or core decompression*

Designed for use with a standard 1.6 mm (.062") threaded K-wire (not included).

- ▶ Allows use of trephine at oblique angles to bone surface by using an anchoring K-wire and cannulated trephine
- ▶ Avoids "skipping" of trephine teeth on bone surface
- ▶ Facilitates optimal approach angle and direction of trephine
- ▶ Variety of core diameters yields bone samples of sufficient size for pathology
- ▶ Adapters allow for use of a power drill
- ▶ Minimally invasive – soft tissue sleeve protects surrounding structures and tissue
- ▶ Can also be used for bone graft harvesting
- ▶ Repositioning guide allows easy adjustment of targeting K-wire

**PRODUCT NO:**

1425-00 [Complete Set]  
 Trephine Internal Diameters:  
 5 mm, 6,5 mm, 8 mm



# Femoral Trial Extraction Hook

**PRODUCT NO'S:**

3635 [Hook with Slap Hammer]  
 3635-01 [Hook Only]  
 Overall Length: 2.85" (7,2 cm)  
 Hook End: 5 mm X 5 mm  
 3040 [Slap Hammer]  
 Overall Length: 6.75" - 10" (17,1 cm - 25,4 cm)



*Designed to help remove a trial femoral component during total knee arthroplasty*



## Tibia AccuAngle

Designed to be placed on the tibia cutting block to check if the cut is level

Magnetic base helps to hold the AccuAngle in place on a cutting block.



**PRODUCT NO:**  
1145  
Dimensions:  
2" x 3" (5,1 cm x 7,6 cm)



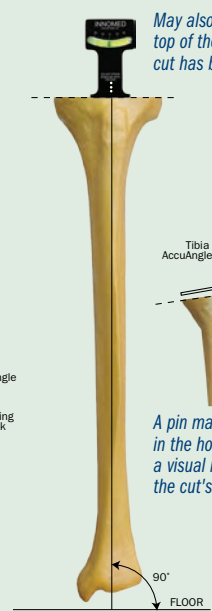
Can help to provide a visual aid in determining if the center line of the tibia is 90 degrees perpendicular to the floor



Cutting Block

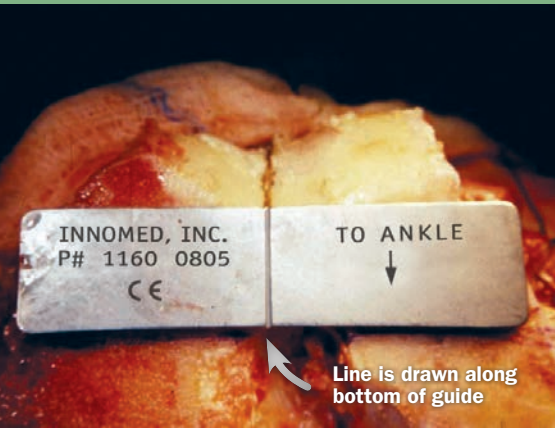
90°  
FLOOR

May also be used on top of the tibia after cut has been made



A pin may be inserted in the holes to provide a visual reference of the cut's slope

90°  
FLOOR



Line is drawn along bottom of guide

## Trans-sulcus Angle Guide

Helps to establish the trans-sulcus line

A line is drawn down the deepest part of the trochlear sulcus (Whiteside line) with a marking pen or cautery. The post on the guide is inserted into the hole in the femur made for an intramedullary alignment guide. The trans-sulcus angle guide is then rotated until the line on the guide lines up with the Whiteside line. A line is then drawn along the bottom of the guide.

**PRODUCT NO:**  
1160  
Dimensions: 2.25" x .75" (5,7 cm x 1,9 cm)  
Post Depth: 1.5" (3,8 cm)



## Merchant Surgical Goniometer

Designed to help assess frontal plane limb alignment or measure the Q angle

Designed by Alan Merchant, MD

Collapsible and steam sterilizable.



The extended length can reach from the center of the knee to the femoral head or the anterior superior iliac spine. The collapsible stainless steel device is autoclavable.

**PRODUCT NO:**  
2029  
Overall Length: 41" Fully Extended (104,2 cm)  
22.5" Folded in Half (57,2 cm)  
12" Fully Collapsed (30,5 cm)






## Ortho Caliper

Designed by Odell Woods

**PRODUCT NO:**

5285

Caliper: 0 to 12 cm  
 Leg Depth: 2" (5,1 cm)  
 Overall Length: 6" (15,2 cm)  
 Length expands to: 10.5" (26,7 cm)  
 Width: 8 mm



## Bone Depth Gauge

**PRODUCT NO:**

8015

Overall Length: 7.625" (19,4 cm)  
 Scale: From 0 to 48 mm



## Radiopaque Goniometers

*Designed for Angle Determination*

Transparent to X-ray—only white radiopaque markings show for easy reading. Used to check for X-ray distortion.

**PRODUCT NO'S:**

2000 [Set of 3]

2005 [Finger-size]


Overall Length: 5" (12,7 cm)

2010 [Medium]

Overall length: 8" (20,3 cm)

2015 [Large]

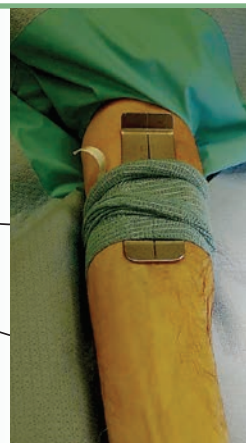
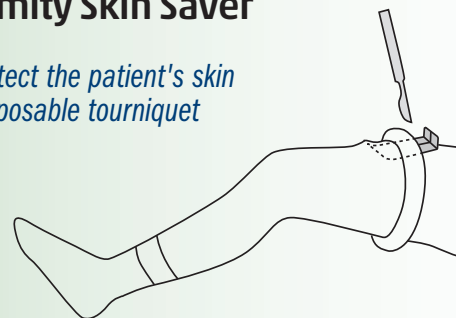
Overall length: 14" (35,6 cm)



## Dodson Extremity Skin Saver

Designed by Mark A. Dodson, MD

*Designed to help protect the patient's skin when removing a disposable tourniquet*



**PRODUCT NO:**

8628

Overall Length: 4.75" (12,1 cm)

Width: 1.5" (3,8 cm)

Lip: .5" (1,3 cm)



## Wagner Osteotome Handle

Designed by Russell Wagner, MD

Handle is designed for easier gripping, rotational control, and use with a mallet with a standard 1/4" Lambotte osteotome

PRODUCT NO'S:
5348 [Handle Only] Overall Length: 5.5" (14 cm)
5348-01 [1/4" Osteotome Only] Overall Length: 8.875" (22,5 cm)



**New!**



**New!**

STYLE WITH TEETH AVAILABLE

## Cobb Elevators

Two Sizes Available With or Without Teeth

Ultra hard titanium nitride coating helps to extend blade life by increasing surface hardness, prolonging sharpness, and resisting chemicals and corrosion.

PRODUCT NO'S:	
WITH TEETH	WITHOUT TEETH
3432 [1/2" with Teeth] Overall Length: 11" (27,9 cm) Blade Width: 1/2" (13 mm)	3436 [1/2" without Teeth] Overall Length: 11" (27,9 cm) Blade Width: 1/2" (13 mm)
3434 [1" with Teeth] Overall Length: 11" (27,9 cm) Blade Width: 1" (25,4 mm)	3438 [1" without Teeth] Overall Length: 11" (27,9 cm) Blade Width: 1" (25,4 mm)



## Bradley Periosteal Elevator

Designed by Gary W. Bradley, MD

PRODUCT NO:
4719 [3/4"] Overall Length: 11" (27,9 cm) Blade Width: .75" (19 mm)
4720 [1/2"] Overall Length: 11" (27,9 cm) Blade Width: .5" (13 mm)



**New!**

SMALLER SIZE AVAILABLE

## Periosteal Elevator

Designed for better control

Designed with a curved end for easier use, and sharper sides for ease of elevating and stripping. The handle is designed for better control.



PRODUCT NO'S:	
3450 [Curved] Overall Length: 7.5" (19,1 cm) Handle Length: 4.5" (11,4 cm) Blade Size: 16 x 13 mm	3455 [Straight] Overall Length: 7.75" (19,7 cm) Handle Length: 4.5" (11,4 cm) Blade Size: 19 x 14 mm





## Modified Lambotte Osteotomes

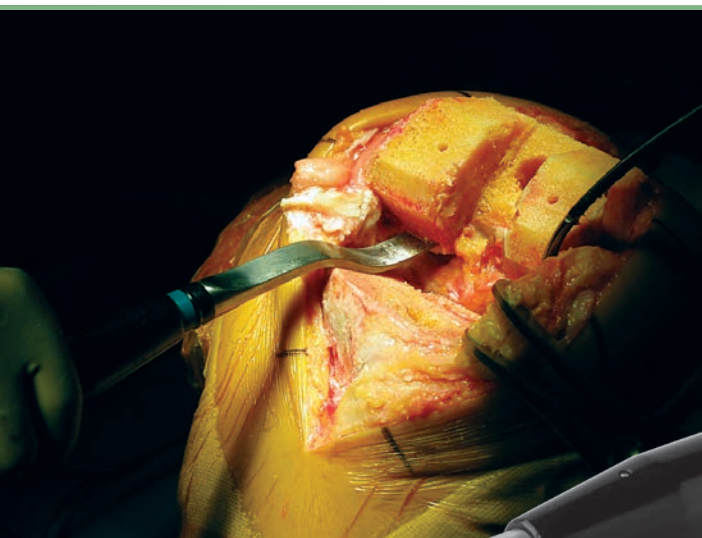
Designed with a striking platform, plus a cross-bar hole to help control rotational stability and assist with removal



- ▶ Six (6) sizes available, from 1/4" to 1-1/2" in 1/4" increments.
- ▶ Cross-bar and case included in complete set. The two smallest sizes have an 1/8" (3,2 mm) hole in which an 1/8" (3,2 mm) pin can be used as a cross bar (not included).



PRODUCT NO'S:	
5350-00	[Set w/Case]
<b>Also Available Individually:</b>	
5350-25	[1/4"] Overall Length: 9" (22,9 cm) Osteotome Width: .25" (6,35 mm)
5350-50	[1/2"] Overall Length: 9" (22,9 cm) Osteotome Width: .5" (12,7 mm)
5350-75	[3/4"] Overall Length: 9" (22,9 cm) Osteotome Width: .75" (19 mm)
5350-100	[1"] Overall Length: 9" (22,9 cm) Osteotome Width: 1" (25,4 mm)
5350-125	[1-1/4"] Overall Length: 9" (22,9 cm) Osteotome Width: 1.25" (31,7 mm)
5350-150	[1-1/2"] Overall Length: 9" (22,9 cm) Osteotome Width: 1.5" (38,1 mm)
5350-CASE	[Case]
5350-CB	[Cross Bar]



## Offset Osteotomes

Designed to remove osteophytes from the posterior femoral condyles during knee arthroplasty



### Wide Offset Osteotome

Designed by Paul Lotke, MD & Adam Rosen, DO

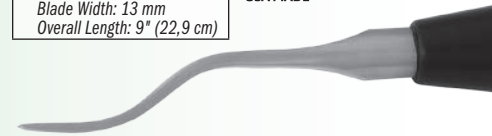
PRODUCT NO:
4920 Blade Width: 18,5 mm Overall Length: 9" (22,9 cm)



### Lotke Offset Osteotome

Designed by Paul Lotke, MD

PRODUCT NO:
4935 Blade Width: 13 mm Overall Length: 9" (22,9 cm)



### Dennis Offset Osteotome

Designed by Douglas Dennis, MD & Paul Lotke, MD

PRODUCT NO:
4935-W Blade Width: 18,5 mm Overall Length: 9" (22,9 cm)



## Adson Forceps with Cobb Elevator End


Designed by Oscar Castro-Aragon, MD

*Has the advantages of having a Cobb tip at the end of an Adson forceps*

Allows the opportunity to do soft tissue dissection, cleaning of the bone or bone fragments in a fracture, push bone fragments to hold a reduction in a fracture, separate soft tissue, and turn it around to pick up tissue without having to switch instruments back and forth.

**PRODUCT NO:**  
1166  
Overall Length: 4.75" (12,1 cm)  
Tip Width: 2.4 mm (2,4 mm)



MADE EXCLUSIVELY  
FOR INNOMED IN  
GERMANY



*New!*

## Long Bonney Tissue Forceps

*Extra length—3" (7,6 cm) more than standard—allows for use in deep wound areas*



**PRODUCT NO:**  
5040  
Overall Length: 10" (25,4 cm)

MADE EXCLUSIVELY  
FOR INNOMED IN  
GERMANY

## Charnley Type Tissue Needle Forceps

Designed by Amal Das Jr., MD

*Helpful for wound closure in deep areas with fascia under tension such as hip or knee replacement*

Can also help retrieve a needle in a tight area.

**PRODUCT NO:**  
1165  
Overall Length: 6.875" (17,5 cm)

MADE EXCLUSIVELY  
FOR INNOMED IN  
GERMANY

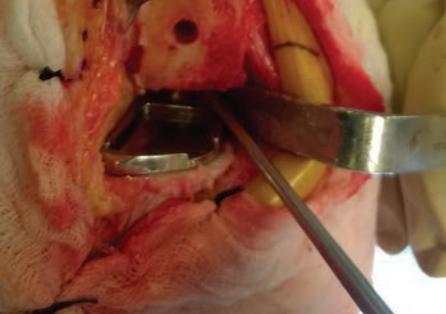


## Delrin Insert Pliers

*Designed to grasp an implant for adjustment without marring the implant surface*

**PRODUCT NO'S:**  
2025  
Overall Length: 8 (20,3 cm)  
2025-03 [Replacement Insert]  
Includes top and bottom delrin jaws, two screws and a hex wrench





## Scott Uni & Total Knee Cement Removing Curette

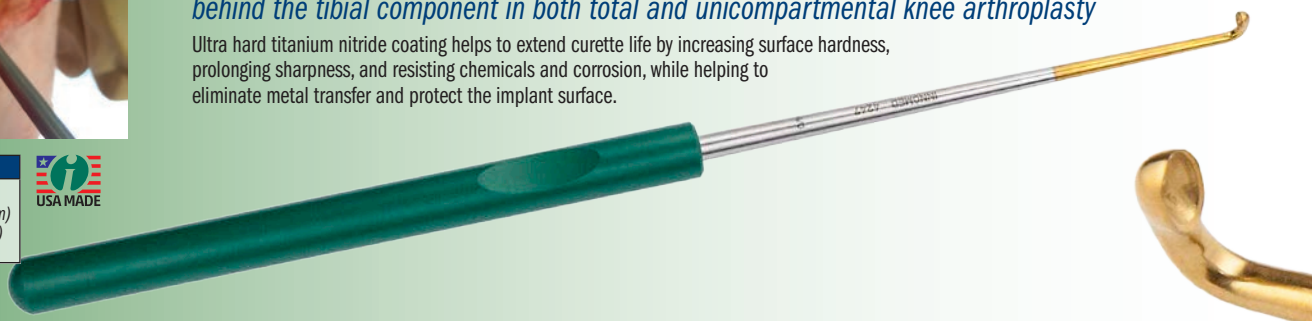
Designed by Richard D. Scott, MD

*Sized, shaped and angled 90° to help with retrieval of posteriorly extruded cement behind the tibial component in both total and unicompartmental knee arthroplasty*

Ultra hard titanium nitride coating helps to extend curette life by increasing surface hardness, prolonging sharpness, and resisting chemicals and corrosion, while helping to eliminate metal transfer and protect the implant surface.

**PRODUCT NO:**

4247  
 Overall Length: 9.625" (24,4 cm)  
 Overall Length: 5.25" (13,3 cm)  
 Cup Size: 4/0



The tool has a blunt blade tip on one end to help with separation of the trimmed cement. The angled curette end helps gather the trimmed cement. The thin shank and angled curette can reach into tight spaces such as the back of the implants to remove excess cement. The ends are titanium nitrite coated, which helps to extend curette life by increasing surface hardness, prolonging sharpness, and resisting chemicals and corrosion, while helping to eliminate metal transfer and protect the implant surface

## Bozeman Cement Trimmer

Designed by Daniel M. Gannon, MD

*Combines the two most common cement trimming tools into one*

**PRODUCT NO:**

5245  
 Overall Length: 8.5" (21,6 cm)



## Seachris Delrin Cement Scraper

Designed by Timothy Seachris

*Reusable delrin scraper is designed to help remove cement around a knee or hip prosthesis*

**PRODUCT NO:**

5218  
 Overall Length: 5" (12,7 cm)  
 Thickness: 1/8" (3 mm)



**PRODUCT NO:**

5635  
 Overall Length: 8" (20,3 cm)  
 Freer End: 5 mm  
 Cup End: 10 mm



## Robb Cement Curette

Designed by William Robb, MD

*Designed to help remove cement around a hip or knee prosthesis*

Made of Delrin





## Sarraf TiN Coated Cement Removal Forceps

Designed by Khaled M. Sarraf, MD

Ultra hard titanium nitride coating helps to extend forceps life by increasing surface hardness, prolonging sharpness, and resisting chemicals and corrosion, while helping to eliminate metal transfer and protect the implant surface.

PRODUCT NO'S:
5039 [Straight] Overall Length: 6" (15,2 cm)
5041 [Angled] Overall Length: 6.125" (15,6 cm)



*New!*



- ▶ The curved semicircular tip is congruent to most tibial plates and femoral condylar implants, helping to facilitate removal of excess cement, especially at the tight posterior aspect
- ▶ The small scoop-end tip assists in excising unset cement
- ▶ Ultra hard titanium nitride coating helps to extend curette life by increasing surface hardness, prolonging sharpness, and resisting chemicals and corrosion, while helping to eliminate metal transfer and protect the implant surface

## Sarraf Cement Trimmer

Designed by Khaled M. Sarraf, MD

*Two-in-one instrument designed for cement removal during arthroplasty surgery*

PRODUCT NO:
5212 Overall Length: 7.75" (19,7 cm)



## Sarraf Spearhead Cement Exciser

Designed by Khaled M. Sarraf, MD

*Two-in-one instrument designed for cement removal during arthroplasty surgery*

PRODUCT NO:
5211 Overall Length: 7.75" (19,7 cm)



- ▶ The curved semicircular tip is congruent to most tibial plates and femoral condylar implants, helping to facilitate removal of excess cement, especially at the tight posterior aspect
- ▶ The spearhead tip assists in excising and shaping the unset cement
- ▶ Ultra hard titanium nitride coating helps to extend curette life by increasing surface hardness, prolonging sharpness, and resisting chemicals and corrosion, while helping to eliminate metal transfer and protect the implant surface

## Cement Packer & Trimmer

Designed by Harlan C. Amstutz, MD

PRODUCT NO:
4995 Overall Length: 9.75" (24,8 cm)



# Gelbke Freer Cement Trimmer/Nerve Hook with TiN Coating

Designed to facilitate cement removal during total and partial knee replacement

Designed by Martin K. Gelbke, MD



- ▶ Consists of a freer elevator on one end and a nerve hook on the other
- ▶ Nerve hook accesses "tough to reach" corners of the knee
- ▶ Particularly useful for use with an ultra-congruent polyethylene insert, where trial liners are typically not used, once the final components have been placed
- ▶ Ultra hard titanium nitride coating helps to extend life by increasing surface hardness, prolonging sharpness, and resisting chemicals and corrosion

**PRODUCT NO:**  
5007  
Overall Length: 9.25" (23,5 cm)  
Blade Width at End: 5 mm  
Hook Depth: 5 mm



## Ring Curettes



**PRODUCT NO'S:**  
**Straight Shaft**  
Overall Length: 8.75" (22,2 cm)



5150 [3 mm, Straight] Ring Diameter: 3 mm	5152 [6 mm, Straight] Ring Diameter: 6 mm	5154 [8 mm, Straight] Ring Diameter: 8 mm
--	--	--

**PRODUCT NO'S:**  
**Bent Shaft**  
Overall Length: 8.625" (21,9 cm)



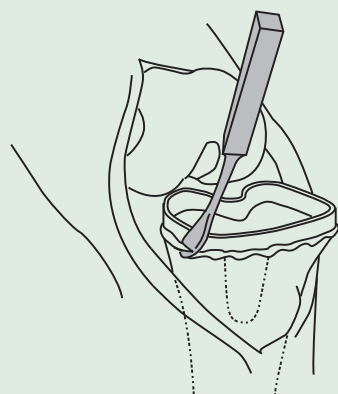
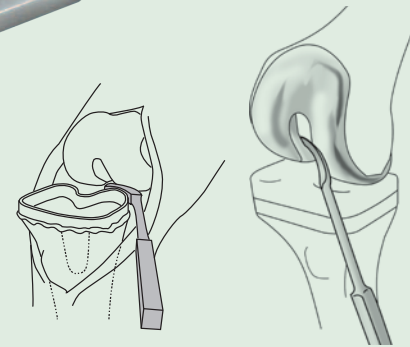

5156 [3 mm, Bent] Ring Diameter: 3 mm	5157 [6 mm, Bent] Ring Diameter: 6 mm	5158 [8 mm, Bent] Ring Diameter: 8 mm
--	--	--

## Curved Cement Osteotome

Helps remove cement around the back of the tibia base, and useful in the femoral notch during removal of a knee femoral component

Designed to be inserted around the back of the tibia base to remove cement. The curve is congruent with most tibia bases. During revision knee surgery, can be used to help separate the prosthesis/bone or prosthesis/cement interface. The curve of the osteotome allows it to be used in the femoral notch of a femoral component. The osteotome is nitrate coated to help protect the implant surface.

**PRODUCT NO:**  
5220  
Overall Length: 6.75" (17,1 cm)  
Handle Length: 3" (7,6 cm)  
Blade Width: 6,8 mm




## Cement Remover

Helps remove unhardened cement around femoral and tibial knee components

Designed with a sharper face to help remove unhardened cement around femoral and tibial knee components. The remover is nitrate coated to help protect implant surfaces.

**PRODUCT NO:**  
5230  
Overall Length: 7.25" (18,4 cm)  
Handle Length: 5" (12,7 cm)  
Blade Width: 5 mm





## Ortho Impactors

PRODUCT NO'S:	
Overall Length: 9" (22,9 cm)	
Shaft Diameter: 9 mm	
5331	[11 x 4 mm Rectangle]
5332	[12 x 7 mm Rectangle]
5333	[12 mm Tapered]
5334	[9 mm Square]
5335	[15 mm Round]
5336	[12 mm Round]
5337	[9 mm Round]



## Malleable Bone Tamps

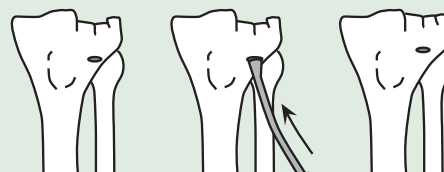
Modified by Serge Kaska, MD

The large tamp is designed to help elevate a depressed tibial plateau fracture, while the small tamp can help elevate a depressed tibial plafond and smaller tibial plateau fractures

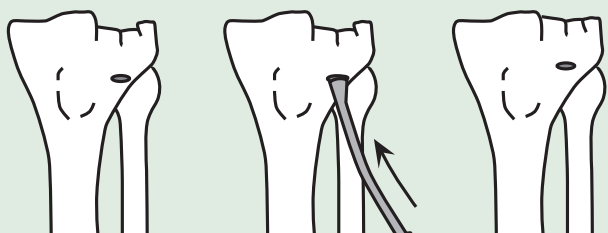

### PRODUCT NO'S:

5296 [Large]  
Overall Length: 14" (35,6 cm)  
Shaft Length: 9.5" (24,1 cm)  
Impactor Diameter: 12,5 mm

5296-01 [Small]  
Overall Length: 9.5" (24,1 cm)  
Shaft Length: 6" (15,2 cm)  
Impactor Diameter: 10 mm



Malleable shaft can be contoured for different angles



## Sandman Curved Bone Punch

Designed by Geoffrey A. Sandman, MD

Designed to help elevate a depressed tibial plateau fracture

### PRODUCT NO:

5305  
Overall Length: 14" (35,6 cm)  
Shaft Length: 9.5" (24,1 cm)  
Impactor Diameter: 12,5 mm (.5")





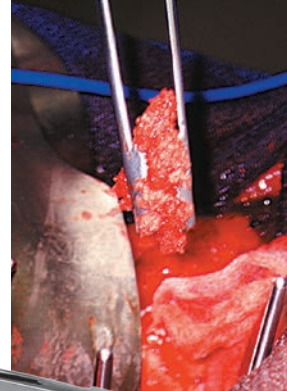
# Universal Bone Grafting/Impacting Forceps

Designed by J. A. Amis, MD

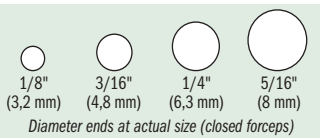
*Bone graft can be grasped, placed & impacted without changing hands or instruments*

The forceps are designed with grasping ends for delivery of bone graft. When the graft is in place, the forceps are closed, which forms the ends into an impacting punch. A striking platform is attached to the end of the forceps for tapping and tamping the graft. Four end diameters are available in two lengths.


MADE EXCLUSIVELY FOR INNOVED IN GERMANY




PRODUCT NO'S:	
Short: 6" (15,2 cm) Length	Long: 10" (25,4 cm) Length
5010-01 1/8" (3,2 mm) Diameter End	5050-01 1/8" (3,2 mm) Diameter End
5010-02 3/16" (4,8 mm) Diameter End	5050-02 3/16" (4,8 mm) Diameter End
5010-03 1/4" (6,3 mm) Diameter End	5050-03 1/4" (6,3 mm) Diameter End
5010-04 5/16" (8 mm) Diameter End	5050-04 5/16" (8 mm) Diameter End



*When the forceps are closed, they form into an impacting punch*




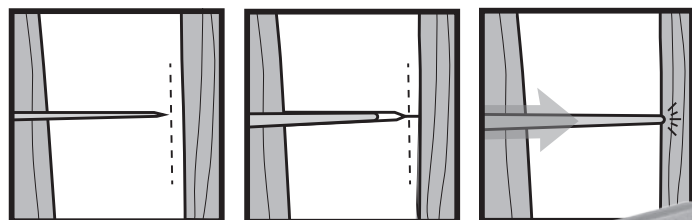
**PRODUCT NO:**  
5370 [Complete Set]  
Overall Handle Length: 8" (20,3 cm)  
Grip Length: 4.5" (11,4 cm)  
Exposed Impactor Head Lengths: 1.45" (3,7 cm)  
Base Diameter: 3.5" (8,9 cm)



## Modular Impactor Set

*Makes multiple impactor heads easily visible and available*

Designed to have available to the operating surgeon multiple types of impactors utilizing one handle. The rack uses less space and allows the surgeon to quickly see the designs available. The impactors are supplied with stainless steel tips for bone and delrin tips which can be used against an implant for slight placement adjustments.



## Paulos Osteo Wedge

Designed by Lonnie E. Paulos, MD

*Designed to help cut and separate bone segments for angular corrections of long bones*

After an initial bone cut has been made with a saw blade or sharp osteotome—but before penetrating through it—the osteo wedge can be used to help complete the bone cut through the opposite cortex by splitting the bone.

If the osteo wedge does penetrate, it is blunt and rounded, helping to prevent damage to the soft tissues and other structures contiguous to the bone cortex.

The osteo wedge can be used anytime both cortices of a bone are osteotomized. Helpful when correcting mal-unions, growth deformities, collecting bone graft material, etc. Can be used on the femur, tibia, humerus, clavicle, calcaneus, metatarsals/metacarpals, pelvis, and vertebral bodies.

**PRODUCT NO:**  
6425-03  
Overall Length: 9.375" (23,8 cm)  
Blade Width: 37,8 mm



# Whelan Double-Ended Suture Wire Passer

Designed by E. J. Whelan, III, MD

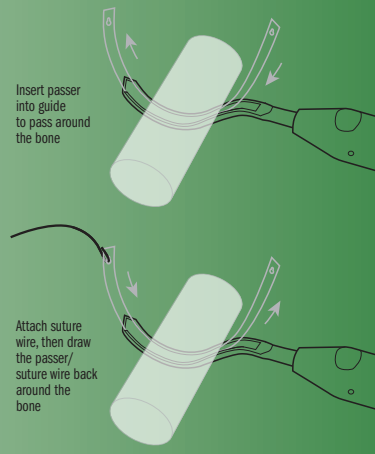
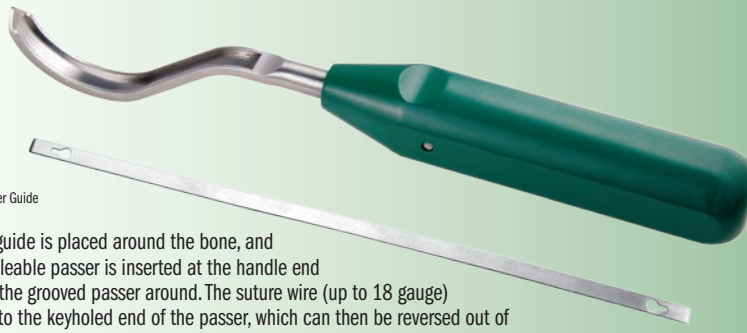
Passer guide and malleable passer designed to pass suture wires around a bone

PRODUCT NO'S:	
8300-00	[Set]
Also available individually:	
8300-01	[Passer Guide]
Overall Length: 8.125" (20,6 cm)	
Oustide Width: 9 mm	
Inside Groove Width: 6,5 mm	
8300-02	[Passer]
Overall Length: 7.5" (19,1 cm)	
Width: 4,6 mm	
1025	[Case]



Set includes Passer Guide and two Passers.


The passer guide is placed around the bone, and the thin malleable passer is inserted at the handle end and follows the grooved passer around. The suture wire (up to 18 gauge) is attached to the keyholed end of the passer, which can then be reversed out of the passer, which can then be reversed out of the passer, drawing the suture wire around the bone.




Cannulated!

# Cannulated Fracture Awl

Helps to reduce fractures without slipping off the bone, and cannulated to allow the placement of k-wire



PRODUCT NO:	
8091	
Overall Length: 9.75" (24,8 cm)	
Handle Length: 4.75" (12,1 cm)	
Cannula fits wire up to: .062" (1.6 mm)	



# Nordt Precision Micro Fracture Set

Designed by William E. Nordt, III, MD

- ▶ Helps create sharp cartilage shoulders
- ▶ Precise microfracture points

PRODUCT NO'S:	
8025-00	[Complete Set]
Also available individually:	
8025-01	[20° Bent Awl]
Overall Length: 10" (25,4 cm)	
8025-02	[40° Bent Awl]
Overall Length: 10" (25,4 cm)	
8025-03	[Angled Osteotome]
Overall Length: 10.875" (27,6 cm)	
8025-04	[Bent Stirrup Scraper]
Overall Length: 10.125" (25,7 cm)	
8025-05	[Tri-Tip Awl]
Overall Length: 10" (25,4 cm)	
8025-CASE	[Case]

Ultra hard titanium nitride coating helps to extend life by increasing surface hardness, prolonging sharpness, and resisting chemicals and corrosion.



# Universal Multi-Nut Wrench

Designed to allow single-tool adjustment to any size nut from 1/4" to 3/4" (6.4 mm to 19 mm), reducing the need for multiple instruments

PRODUCT NO:	
5074	
Overall Length: 7" (17,8 cm)	
Wrench End: 3/4" to 1/4" (19 mm to 6,4 mm)	





## Stoll Bone Plate Clamp

Designed by Jordan Stoll, MD

*Designed to help hold a bone or bone plate in position for reduction and fixation*



**PRODUCT NO:**  
1774  
Overall Length: 10" (25,4 cm)



## Weinert Bone Holding Reduction Clamp

Designed by Carl R. Weinert, MD

*Designed to securely hold fracture reductions*

The stops on each end help prevent excessive penetration of metaphyseal and soft bone.

**PRODUCT NO:**  
1755  
Overall Length: 8.5" (21,6 cm)  
Jaw opens to: 3" (7,6 cm)



**PRODUCT NO:**  
1808  
Overall Length: 9.25" (23,5 cm)  
Arm Downward Offset: 15 mm  
Pad Dimensions: 1" x .375" (25,4 cm x 1 cm)



## Chen Diaphyseal Fracture Reduction Clamp

Designed by Franklin Chen, MD

*Designed to facilitate and maintain reduction of the internal fixation of diaphyseal and meta-diaphyseal fractures of long bones*

Works especially well with short oblique bones while providing room to implement the plate with this bone clamp still in place.

- ▶ Pivoting pads accommodate metaphyseal fractures
- ▶ The quick release enables adjustment without losing reduction
- ▶ Helps provide provisional reduction of diaphyseal fractures - humeral shaft fractures, tibial fractures

## Argintar Claw Drill Guide Wire/Suture Passer

Designed by Evan Argintar MD

*Expandable claw design allows for minimally invasive, reproducible one-step wire/suture passage*

Especially helpful during applications where a suture will be passed—particularly when soft tissue dissection is to be minimized, such as wrist reconstruction (DRUJ), elbow reconstruction (ULCL/MCL), foot-ankle reconstruction (ATFL), quad/patella tendon repair surgery, and multi-ligament knee reconstruction (MCL/LCL).

**PRODUCT NO:**  
8315-00 [Set: (1) Claw, (1) Wire/Suture Pin]  
8315-01 [Claw Unit]  
Overall Dimensions: 2.5" x 4"-6" (6,4 cm x 10,2 cm-15,2 cm)  
1227 [3/32" (2 mm) Pin with Wire/Suture Hole]  
Overall Length: 6" (15,2 cm)





**Protect your hands!**

**Radiation Attenuating Surgical Gloves**

*Powder-free gloves provide increased protection from direct x-ray beam and scattered radiation*

**Reduced Exposure**

Lead-free, surgical gloves attenuate direct or scattered rays and are an environmentally friendly alternative to leaded gloves.

**Freedom of Movement**

Gloves are very thin—ONLY 0.007" THICK—to allow the greatest possible flexibility, dexterity, and sensitivity of touch while decreasing finger fatigue.

**Natural Latex Free & Powder-Free**

Reduced risk of natural rubber latex allergies.

**Quality Guaranteed**

All gloves are 100% tested for pin holes and leaks.

**Applications**

Fluoroscopy, Orthopedics, Radioisotope Handling, Cardiology, Radiology, Dental, Nuclear Medicine

*Suitable for reducing harmful radiation exposure during any procedure requiring the use of fluoroscopy*




Average Radiation Attenuation Levels Measured in the Direct Beam

Beam Quality	Aluminum Half Value Layer	Measured Attenuation
60 kVp	HVL = 2.3 mm	58.7%
80 kVp	HVL = 3.3 mm	49.9%
100 kVp	HVL = 4.3 mm	44.6%
120 kVp	HVL = 5.6 mm	40.6%

**NOTE: Double gloving with conventional latex surgical gloves provides only 1% attenuation.**  
Levels are measured by a fixed filter equivalent: 2.5 mm Al


PRODUCT NO'S:		PRODUCT NO'S:	
5 PAIRS/PACK	25 PAIRS/PACK	5 PAIRS/PACK	25 PAIRS/PACK
7505-01 6.5	7505-02 6.5	7510-01 7.0	7510-02 7.0
7515-01 7.5	7515-02 7.5	7520-01 8.0	7520-02 8.0
7525-01 8.5	7525-02 8.5	7530-01 9.0	7530-02 9.0



**Orthopedic Needle Holder/Scissors**

*Drive a needle and cut a suture without changing instruments*

PRODUCT NO'S:		PRODUCT NO'S:	
Standard Tips	Tungsten Carbide Tips	Standard Tips	Tungsten Carbide Tips
3050 5.5" (14 cm)	3045 4.5" (11,4 cm)	3055 5.5" (14 cm)	
3060 6.5" (16,5 cm)	3065 6.5" (16,5 cm)		
3070 7.0" (17,8 cm)	3075 7.0" (17,8 cm)		



MADE FOR INNOMED IN GERMANY

*Longer sizes are helpful in orthopedics*



**Stanton Needle Driver**

Designed by John L. Stanton, MD, FACS

*Allows a heavy cutting needle such as an OS-6 to be pushed through cancellous bone when re-attaching muscle or tendon*

The groove captures the outer (convex) side of the needle and prevents the needle from spinning even when applying significant pressure. Useful for reattaching the rotator cuff in rotator cuff repairs, as well as in attaching suture anchors.



PRODUCT NO:
3042
Overall Length: 6.75 (17,1 cm)
Jaw Width: .25" (6,3 mm)




# Soft Impact Mallets with Easy Grip Handles

*Provides shock-absorbing force*

Designed to have a shock-absorbing force, providing less bounce or wasted force. The mallets are filled with a shock-absorbing media and has a flat striking surface to keep the mallets centered on an instrument.

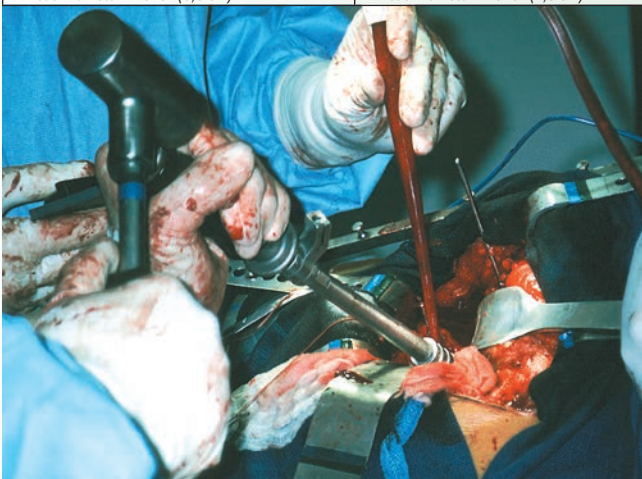


Soft Impact Mallet with Weidman Silicone Handle



**PRODUCT NO'S:**

7820 [2 lbs. Standard] Weight: 2 lbs. (.907 kg) Overall Length: 10.5" (26.7 cm) Handle Length: 5" (12.7 cm) Head Width: 3.5" (8.9 cm) Head Diameter: 1.375" (3.5 cm)	7832 [2 lbs. With Delrin End] Weight: 2 lbs. (.907 kg) Overall Length: 10.5" (26.7 cm) Handle Length: 5" (12.7 cm) Head Width: 3.5" (8.9 cm) Head Diameter: 1.375" (3.5 cm)
7821 [2 lbs. With Weidman Handle] Weight: 2 lbs. (.907 kg) Overall Length: 10.625" (27 cm) Grip Length: 5.5" (14 cm) Head Width: 3.5" (8.9 cm) Head Diameter: 1.375" (3.5 cm)	7837 [3 lbs. Standard] Weight: 3 lbs. (1.35 kg) Overall Length: 11" (27.9 cm) Handle Length: 5" (12.7 cm) Head Width: 3.5" (8.9 cm) Head Diameter: 1.875" (4.8 cm)



## Easy Grip Textured Soft Silicone Handles

Comfortable grip helps prevent the surgeon's gloved hand from slipping and helps maintain a solid grip.



## Jones Mallet

Designed by Dickie Jones, MD

*Unique hand fitting shape provides superior gripping strength*

This striking instrument has a unique hand fitting shape that provides superior gripping strength for accurate light to heavy impaction.



**PRODUCT NO:**

7825 [2.4 lbs] Overall Length: 8.25" (21 cm) Head Width: 3" (7.6 cm) Head Diameter: 1.5" (3.8 cm)
--



## Ortho Mallets with Easy Grip Handles

These solid stainless steel mallets each have a comfortable 4 1/2" grip made of a textured silicone that helps prevent the surgeon's gloved hand from slipping and helps maintain a solid grip.

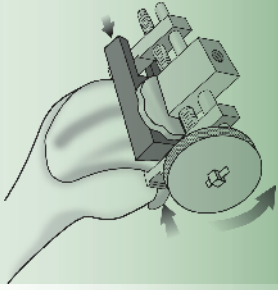
**PRODUCT NO'S:**

7810 [Small] Overall Length: 8" (20.3 cm) Handle Length: 4.5" (11.4 cm) Head Weight: 1 lb. (.45 kg) Head Diameter: 1.3125"	7815 [Large] Overall Length: 8" (20.3 cm) Handle Length: 4.5" (11.4 cm) Head Weight: 1.75 lb. (.8 kg) Head Diameter: 1.5" (3.8 cm)
--	--

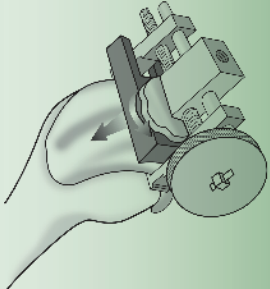




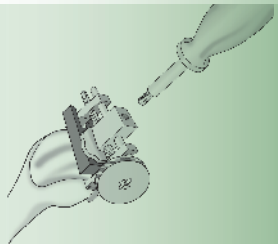
**Attaching Jaws To Component**  
The jaws are tightened against the femoral component with the socket wrench or tightening wheel.



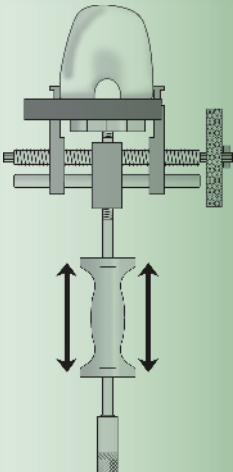
**Stabilizing The Component**  
The delrin stabilizing insert is tightened against the femoral component by rotating the thumbwheel.



**Attaching Slap Hammer Assembly**  
The slap hammer assembly is threaded into the extractor body.



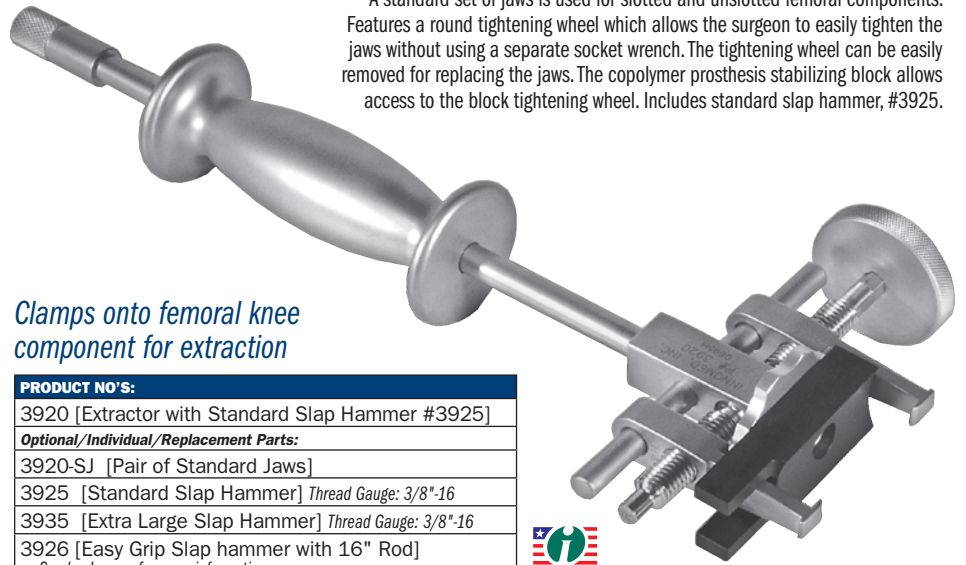
**Using Slap Hammer Assembly To Remove Component**  
The slap hammer is also designed with a hammer flare for optional use with a mallet.



# Femoral Component Extractor


*Universal extraction instrument for total knee revision surgery*

A standard set of jaws is used for slotted and unslotted femoral components. Features a round tightening wheel which allows the surgeon to easily tighten the jaws without using a separate socket wrench. The tightening wheel can be easily removed for replacing the jaws. The copolymer prosthesis stabilizing block allows access to the block tightening wheel. Includes standard slap hammer, #3925.

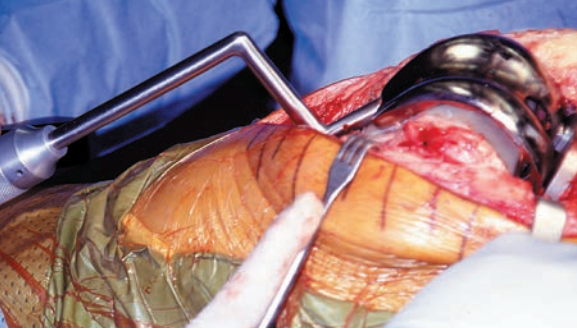


*Clamps onto femoral knee component for extraction*

PRODUCT NO'S:
3920 [Extractor with Standard Slap Hammer #3925]
<b>Optional/Individual/Replacement Parts:</b>
3920-SJ [Pair of Standard Jaws]
3925 [Standard Slap Hammer] Thread Gauge: 3/8"-16
3935 [Extra Large Slap Hammer] Thread Gauge: 3/8"-16
3926 [Easy Grip Slap hammer with 16" Rod]
<i>See back cover for more information</i>







## Boynton Punch *Helpful in removing trial, femoral and revision total knee components*

Designed by L. Boynton, MD



The flange end fits onto the flange of a femoral knee component or trial.



PRODUCT NO'S:	
5120-01 [Standard] Overall Length: 11.75" (29,8 cm) Shaft Diameter: 9,5 mm	5120-02 [Offset] Overall Length: 11.75" (29,8 cm) Shaft Diameter: 9,5 mm Punch End Offset: 60 mm

PRODUCT NO'S:	
5270-01 Blade Width: 4 mm Overall Length: 7.25" (18,4 cm) Handle Length: 4" (10,2 cm)	
5270-02 Blade Width: 6 mm Overall Length: 7.25" (18,4 cm) Handle Length: 4" (10,2 cm)	
5270-03 Blade Width: 10 mm Overall Length: 7.25" (18,4 cm) Handle Length: 4" (10,2 cm)	
5270-04 Blade Width: 12 mm Overall Length: 7.25" (18,4 cm) Handle Length: 4" (10,2 cm)	



## Mini-lexer Osteotomes *Helpful with osteophyte and cement removal*


Small, thin osteotomes helpful with osteophyte and cement removal. Larger handle helps with better control.





## Eickmann Knee Revision Set


Designed by Thomas Eickmann, MD

PRODUCT NO'S:	
5470-00 [Complete Set]	
<b>Individual Instruments:</b>	
5470-08 [8 mm Chisel] Osteotome Width: 8 mm Blade Length: 2.375" (6 cm) Overall Length: 7.375" (18,7 cm)	
5470-11 [11 mm Chisel] Osteotome Width: 11 mm Blade Length: 2.375" (6 cm) Overall Length: 7.375" (18,7 cm)	
5470-20 [20 mm Chisel] Osteotome Width: 20 mm Blade Length: 2.375" (6 cm) Overall Length: 7.375" (18,7 cm)	
5472-08 [8 mm Offset Cement Removal Chisel] Osteotome Dimensions: 8 mm Wide x 12 mm Long Blade Length: 2.375" (6 cm) Overall Length: 7.375" (18,7 cm)	
5474-06 [6 mm Notched Cement Removal Chisel] Osteotome Width: 6 mm Blade Length: 2.625" (6 cm) Overall Length: 7.375" (18,7 cm)	
5475-08 [8 mm Implant Remover] Diameter: 8 mm Blade Length: 2.625" (6 cm) Overall Length: 7.375" (18,7 cm)	
5470-CASE [Case Only]	



*Used for total knee revision*





- ▶ Sharp, flexible blades are well suited for loosening implants from cement or bony ingrowth fixation
- ▶ Various blade widths and profiles allow great flexibility to follow the implant contours
- ▶ Modular handles are made of high impact surgical stainless steel and have a quick-coupling positive locking mechanism for ease of use and quick blade changes
- ▶ Slap hammer threads into the handle and is designed to facilitate blade removal

PRODUCT NO'S:	
S0011-00	[Complete Set with Case]
Individual Instruments:	
S1002	[Thin Osteotome Blade] 3" (7,6 cm) x 8 mm
S1003	[Thin Osteotome Blade] 3" (7,6 cm) x 10 mm
S1004	[Thin Osteotome Blade] 3" (7,6 cm) x 12 mm
S1005	[Thin Osteotome Blade] 3" (7,6 cm) x 20 mm
S1006	[Curved Thin Osteotome Blade] 3" (7,6 cm) x 12 mm
S1007	[Curved Thin Osteotome Blade] 3" (7,6 cm) x 20 mm
S1008	[Thin Osteotome Blade] 5" (12,7 cm) x 10 mm
S1009	[Thin Osteotome Blade] 5" (12,7 cm) x 8 mm
S1020	[Handle with Quick-Coupling End] 6" (15,2 cm)
S1133	[Radial Osteotome] 5" (12,7 cm) x 10 mm
S1120	[Radial Osteotome] 5" (12,7 cm) x 12 mm
S1134	[Radial Osteotome] 5" (12,7 cm) x 14 mm
S1121	[Radial Osteotome] 5" (12,7 cm) x 16 mm
S1122	[Radial Osteotome] 5" (12,7 cm) x 20 mm
S2007	[Slap Hammer] 12" (30,5 cm)
9018	[Case]



# Flexible Osteotome System

Provides an assortment of osteotome blades for various orthopedic surgery procedures

Slap Hammer



Handle with Quick-Coupling End



8MM



10 MM



12 MM



20 MM



12 MM

Curved Thin Blades



20 MM



8 MM

5" Thin Blades



10 MM



10MM INNOMED S1133



12 MM INNOMED S1120

Radial Blades



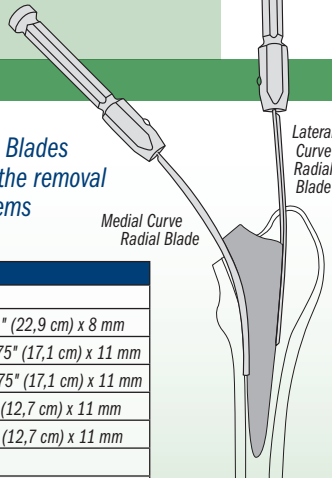
14MM INNOMED S1134



16MM INNOMED S1121



20MM INNOMED S1122



## Optional Blades

Curved Radial Blades are helpful in the removal of total hip stems

PRODUCT NO'S:	
Optional Blades (Not Included In Complete Set)	
S1123	[Extra Long Osteotome Blade] 9" (22,9 cm) x 8 mm
S1135	[Radial Osteo. Medial Curve] 6.75" (17,1 cm) x 11 mm
S1136	[Radial Osteo. Lateral Curve] 6.75" (17,1 cm) x 11 mm
S1137	[Radial Osteo. Medial Curve] 5" (12,7 cm) x 11 mm
S1138	[Radial Osteo. Lateral Curve] 5" (12,7 cm) x 11 mm
S1222	[Chisel Blade] 2.5" (6,4 cm) x 8 mm
S1223	[Chisel Blade] 2.5" (6,4 cm) x 10 mm
S1224	[Chisel Blade] 2.5" (6,4 cm) x 12 mm
S1225	[Chisel Blade] 2.5" (6,4 cm) x 20 mm
S1228	[Chisel Blade] 5" (12,7 cm) x 10 mm
S1229	[Chisel Blade] 5" (12,7 cm) x 8 mm
S1230	[Chisel Blade] 5" (12,7 cm) x 20 mm
S1231	[Chisel Blade] 5" (12,7 cm) x 12 mm



Medial and Lateral Curve Radial Blades designed by Henry Boucher, MD





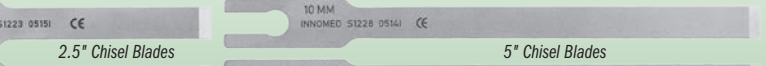
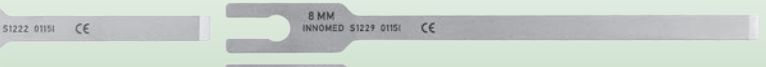
Extra Long 9" Blades



Medial Curve Radial Blades



Lateral Curve Radial Blades





# Whelan Flexible Chisel Guide

Designed by E. J. Whelan, III, MD




*Designed to help stabilize a thin chisel blade until it's within the bone prosthesis interface*

Guide with sliding handle helps to stabilize a thin flexible chisel blade until it's within the bone prosthesis interface. Chisel tip lets it hug the prosthesis to help prevent perforation. Slap hammer threads into the handle and is designed to facilitate blade removal. Easily changeable disposable blades help assure sharpness.

Chisel blades feature an ultra hard titanium nitride coating to help extend life by increasing surface hardness, prolonging sharpness, and resisting chemicals and corrosion.

PRODUCT NO'S:	
5301-00	[Complete Set] Includes (2) Chisel Blades
<b>Individual Instruments:</b>	
5301-01	[Guide Only] Overall Length: 5.5" to 8.5" (14 cm to 21,6 cm) w/o blade
5301-02	[10 mm Chisel Blade] One (1) only with this product number Overall Length: 4.625" (11,7 cm) Blade Thickness: .020" (0,51 mm)
3040	[Slap Hammer]
1015	[Sterilization Case]



# Lachiewicz Total Knee Revision Set

Designed by Paul F. Lachiewicz, MD

*Used for total knee revision*

PRODUCT NO'S:	
3700-00	[Complete Set]
<b>Individual Instruments:</b>	
3700-01	[Offset Edge Cutting Cement Chisel, Short] Chisel Width: 10 mm
3700-02	[Offset Edge Cutting Cement Chisel, Long] Chisel Width: 15 mm
3700-03	[Offset Femoral Component Dis-impactor]
3700-04	[8 mm Cement Prosthesis Osteotome] Osteotome Width: 8 mm
3700-05	[10 mm Cement Prosthesis Osteotome] Osteotome Width: 10 mm
3700-06	[13 mm Cement Prosthesis Osteotome] Osteotome Width: 13 mm
3700-07	[20 mm Cement Prosthesis Osteotome] Osteotome Width: 20 mm
3700-08	[V-shaped Cement Splitter]
3700-09	[One-sided Cement Splitter]
3700-10	[8 mm Cement Hook] Hook Blade Width: 8 mm
3700-11	[Cement Punch]
3700-12	[Removal Cross Bar]
3700-CASE	[Case]







## Tibia Tray Removal Hooks

Designed to be used with a slap hammer to remove a tibia tray during revision knee surgery



PRODUCT NO'S:	
3650	[4 mm Gorski Hook w/Standard Slap Hammer #3925]
3650-01	[4 mm Gorski Hook Only]
3655	[8 mm Brown Gorski Hook w/Standard Slap Hammer #3925]
3655-01	[8 mm Brown Gorski Hook Only]
Optional Items:	
3935	[Extra Large Slap Hammer Only] Thread Gauge: 3/8"-16
3926	[Easy Grip Slap hammer with 16" Rod] See back cover for more information


Designed by Jerrold Gorski, MD  
Modified 8 mm version designed by Dennis Brown, MD



4 mm Gorski Hook




8 mm Brown Gorski Hook



## Incavo Tibial Component Revision Osteotomes


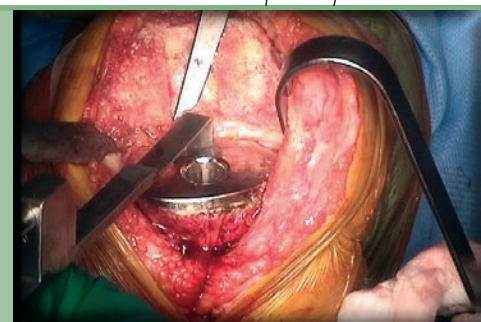
Designed to help break the posterior cement-bone interface when removing a cemented tibial TKA component

Designed by Stephen J. Incavo, MD



Also used to help break the posterior implant-bone interface when removing a cementless tibial TKA component.

PRODUCT NO'S:			
3621-00 [Complete Set]			
Set Includes:			
3621-01 [Standard] Blade Length: 10 mm Blade Width: 1/2" (1,3 cm) Blade Offset: 3/4" (1,9 cm) Overall Length: 8.5" (21,6 cm)	3621-02 [Medium] Blade Length: 14 mm Blade Width: 1/2" (1,3 cm) Blade Offset: 3/4" (1,9 cm) Overall Length: 8.5" (21,6 cm)	3621-03 [Deep] Blade Length: 18 mm Blade Width: (1,3 cm) Blade Offset: 3/4" (1,9 cm) Overall Length: 8.5" (21,6 cm)	3040 [Slap Hammer] 1015 [Sterilization Case]



## Screw Removal Pliers

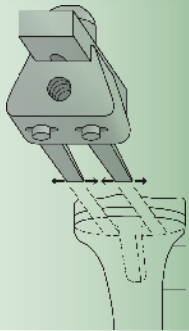


Jaw designed to grasp onto a screw or screw head to help in removal

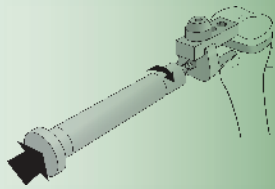
PRODUCT NO:	USA MADE
2020 Overall Length: 8 (20,3 cm)	



**Adjusting Blades To Fit Component**  
The straight or angled blades are adjusted by loosening the attached screws and sliding the blades into the desired position.

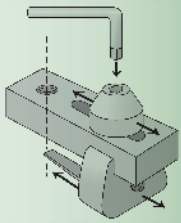


**Driving Blades Under Component**  
The blades are driven under the tibial base.



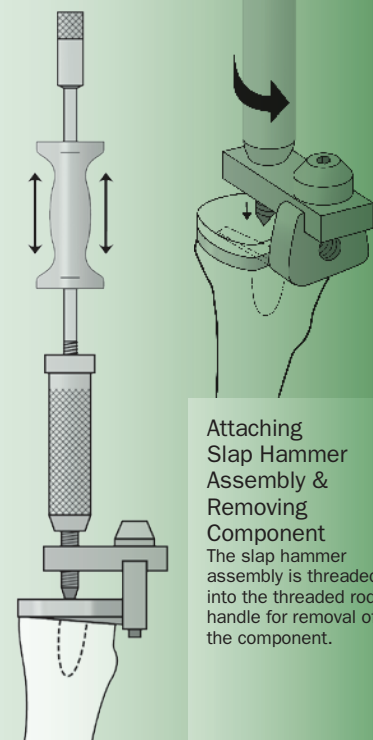
**Tightening Threaded Rod Onto Component**

The site hole for the pointed, threaded rod can be aligned with the proximal surface of the tibial component by using the included hex wrench system. The pointed, threaded rod is tightened onto either a polyethylene or metal tibial component.



**Attaching Slap Hammer Assembly & Removing Component**

The slap hammer assembly is threaded into the threaded rod handle for removal of the component.



# Tibial Component Extractor

*Universal extraction instrument for total knee revision surgery*

*Clamps onto a tibial knee component for extraction*

**PRODUCT NO'S:**

3630 [Extractor with Standard Slap Hammer]

**Optional/Individual/Replacement Parts:**

3630-01 [Pair of Standard Blades]  
10 mm x 50 mm

3630-02 [Pair of Offset Blades]  
10 mm x 50 mm, Offset 15 mm

3630-HS [Hex Screws] Pkg of 6

3925 [Standard Slap Hammer] Thread Gauge: 3/8"-16

3935 [Extra Large Slap Hammer]  
Thread Gauge: 3/8"-16

3926 [Easy Grip Slap hammer with 16" Rod]  
See back cover for more information

The Tibial Component Extractor is designed to lock onto a tibial component and extract in line with the stem or pegs. Two adjustable osteotomes are inserted on the underside of the component. A locking screw clamps on to the top of the extractor to secure the component. Includes standard slap hammer, #3925.






## Craig-Type Extractor Set

Designed to firmly tighten circumferentially around a wire, pin, broken screw, etc. for removal – especially helpful for the removal of threaded pins

- ▶ Removes pins & screws up to 5 mm (.2") diameter and wires as small as .8 mm (1/32") diameter
- ▶ Five interchangeable collets for various grasping capacities
- ▶ Two cross-handle insert rods give strong leverage for locking the collet securely onto the pin
- ▶ Slap hammer included

**PRODUCT NO:**  
1215-00  
Includes Sterilization Case



### Set includes:

- (1) handle draw bar,
- (1) closing sleeve with hand wheel,
- (5) collets (1 mm to 5 mm),
- (2) cross-handle insert rods,
- (1) slap hammer,
- (1) sterilization case

Designed to help remove a variety of screws—solid and cannulated: stripped hex screws, buried screws, partial screws with broken screw heads



### Screw Extractors

Unique thread design accommodates removal of stripped screws. The instrument "locks" into the screw head and allows removal once engaged. Designed to be used in a counter-clockwise direction.



### Trephines

Designed to fit over submerged screws for extraction with minimal bone loss. Extraction is enhanced by the unique tooth design. Designed to be used in a counter-clockwise direction.



### Hex Drivers

Solid shaft in all standard hex sizes.



### Cannulated Hex Drivers

Four sizes with a cannulated shaft for easier removal of buried screws.



### Universal Extractor

Designed to remove screws with heads partially or completely missing. The cone shaped head fully engages the remaining screw and optimizes the force needed for removal. The bolt is disposable and locks into place using a unique thread design. Designed to be used in a counter-clockwise direction.



### Screwdrivers

Standard cruciform screwdrivers in large, small, and mini, and single slot.

### Cannulated Drive Extension

Used when a longer instrument shaft is desired.

## Universal Screw Removal Instrument System




The drive end (A/O) is designed for easy and quick engagement with the universal instrument handle.

### PRODUCT NO'S:


S0010-00 [Complete System with Case]

### Individual/Replacement Parts

S0113	[Universal 4" (10,2 cm) Handle]
S0128	[1.5 mm Screw Extractor]
S0116	[2.5 mm Screw Extractor]
S0130	[3.5 mm Screw Extractor]
S0117	[1.5 mm Hex Driver]
S0114	[2.5 mm Hex Driver]
S0115	[3.5 mm Hex Driver]
S0132	[4.0 mm Hex Driver]
S0133	[5.0 mm Hex Driver]
S0136	[2.5 mm Cannulated Hex Driver]
S0137	[3.5 mm Cannulated Hex Driver]
S0138	[4.0 mm Cannulated Hex Driver]
S0139	[5.0 mm Cannulated Hex Driver]
S0118	[Large Cruciform Screwdriver]
S0119	[Small Cruciform Screwdriver]
S0141	[Mini Cruciform Screwdriver]
S0120	[Single Slot Screwdriver]
S0121	[2.2 mm Trephine]
S0122	[3.2 mm Trephine]
S0123	[4.2 mm Trephine]
S0124	[4.7 mm Trephine]
S0125	[7.2 mm Trephine]
S0127	[Universal Extractor – Shaft Only]
S0127-01	[Large Extraction Bolt Body]
S0127-03	[Small Extraction Bolt Body]
S0127-04	[Extractor Wrench]
S0129	[Pick]
S0140	[Cannulated Drive Extension]
9017	[Screw Removal Case Only]
Case Dimensions: 20" x 9.25" (50,8 cm x 23,5 cm)	



Push button Quick-connect release mechanism



Ergonomic, modular handle with two connection points allows for both straight and T-handle orientations



### Extractor Wrench


### Universal Instrument Handle

The single handle allows the surgeon to decide which direction is most efficient and comfortable. The quick-connect release mechanism allows for quick interoperative exchange.

### Pick

Used to remove fragments and bone or tissue from screw head.





## Screw Extractor Set

Designed to help remove screws with stripped or damaged heads

### PRODUCT NO:

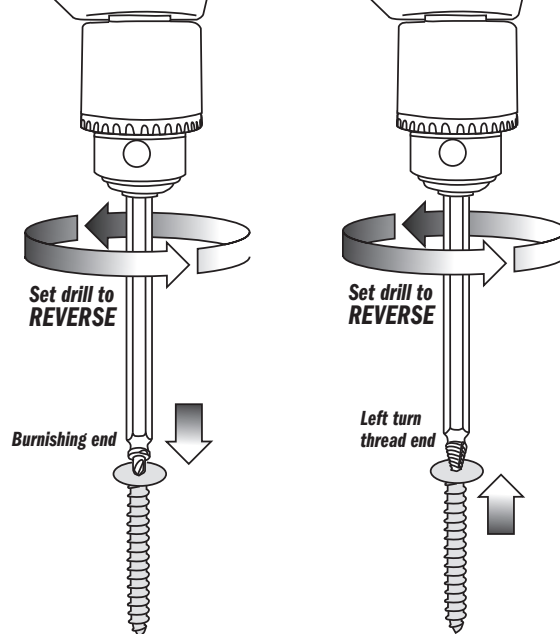
7250-00 [Set with Case]

7250-01 [2.5 mm Screw Extractor]  
Overall Length: 6" (15,2 cm)

7250-02 [3.5 mm Screw Extractor]  
Overall Length: 6" (15,2 cm)

7250-03 [6.5 mm Screw Extractor]  
Overall Length: 6" (15,2 cm)

- ▶ Extractors must be used with drill in reverse.
- ▶ Screw head is reamed with burnishing end, and is then removed with the left turn thread end.
- ▶ Care must be taken to burnish no more than 1/16" (1.6 mm) deep, as burnishing too deep can weaken the screw head.



## Cheng Screw Removal and Bone Trephine Set

Designed by Edward Cheng, MD



### PRODUCT NO'S:

1426-00 [Complete Set with Case]

#### Includes:

1426-01 [Small Trephine] 5 mm Internal Diameter  
Overall Length: 7.125" (18,1 cm)

1426-02 [Medium Trephine] 6.5 mm Internal Diam.  
Overall Length: 7.125" (18,1 cm)


1426-03 [Large Trephine] 8 mm Internal Diameter  
Overall Length: 7.125" (18,1 cm)

1426-04 [Handle Assembly]  
Dimensions: 4" x 2" (10,2 cm x 5,1 cm)

1025 [Sterilization Case]

#### Replacement Part:

1425-14-B-COMP [Handle Retaining Screw]



### For Screw Removal

The trephine ends are designed to fit over embedded screws for extraction with minimal bone loss. Three sizes available – internal diameters of 5 mm, 6.5 mm, and 8 mm. The T-Handle allows for precise, controlled use.

### For Core Bone Sampling

Cannulated handle and trephines allow use of a standard 1.6 mm (.062") threaded K-wire to help facilitate grasping and removal of a core bone sample for biopsy or core decompression. Variety of core diameters – 5 mm, 6.5 mm, and 8 mm – yields bone samples of sufficient size for pathology.

## Screw/Pin Removal Locking Pliers

Unique jaw designed to solidly grip and clamp onto screw for removal




### PRODUCT NO:

S0142  
Overall Length: 8" (20,3 cm)  
Jaw Width: 4.5 mm

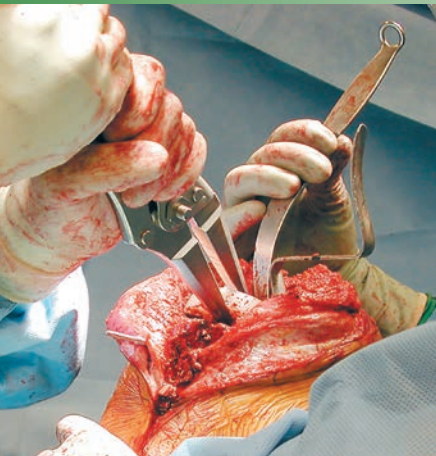


### Standard



Large - 10" (25,4 cm)

Small - 8" (20,3 cm)



## OrthoVise™

Made of stainless steel and designed with the option of using a slap hammer for greater adaptability.

On models equipped with attachment bolts, a slap hammer can be attached to the end of the OrthoVise™, as well as to either side of the large OrthoVise™ (except the bent jaw model).

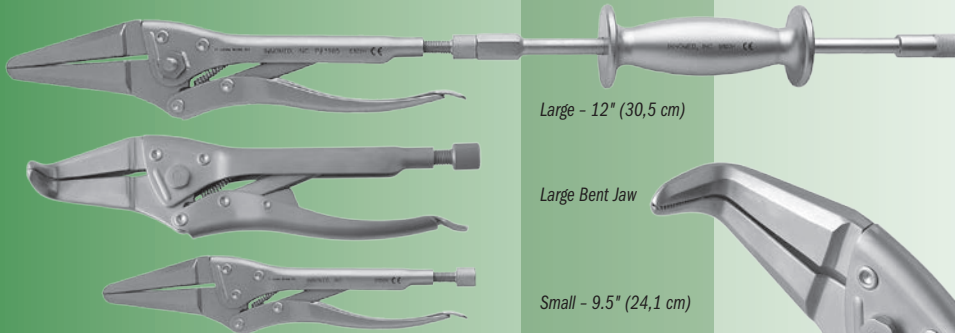
A different size slap hammer is used for the large and small sizes of OrthoVise™, and all slap hammers are designed with a hammer plate if the additional use of a mallet is desired.



PRODUCT NO'S:	
<b>Standard</b>	
3980	[Large] Overall Length: 10" (25,4 cm) with Attachment Bolts with Large OrthoVise™ Slap Hammer (#3950)
3980-01	[Large] Overall Length: 10" (25,4 cm) with Attachment Bolts without Slap Hammer
3981	[Large] Overall Length: 10" (25,4 cm) without Attachment Bolts without Slap Hammer
3985	[Small] Overall Length: 8" (20,3 cm) without Attachment Bolt without Slap Hammer
3985-01	[Small] Overall Length: 8" (20,3 cm) with Attachment Bolt with Small OrthoVise™ Slap Hammer (#3955)
3985-T	[Small] Overall Length: 8" (20,3 cm) with Attachment Bolt without Slap Hammer

<b>Long Nose</b>	
3965	[Large] Overall Length: 12" (30,5 cm) with Attachment Bolts with Large OrthoVise™ Slap Hammer (#3950)
3965-01	[Large] Overall Length: 12" (30,5 cm) with Attachment Bolts without Slap Hammer
3966	[Large Bent Jaw] with Attachment Bolt with Standard Slap Hammer (#3925)
3966-01	[Large Bent Jaw] without Attachment Bolt without Slap Hammer
3975	[Small] Overall Length: 9.5" (24,1 cm) without Attachment Bolt without Large Slap Hammer
3975-01	[Small] Overall Length: 9.5" (24,1 cm) with Attachment Bolt with Small OrthoVise™ Slap Hammer (#3955)
3975-T	[Small] Overall Length: 9.5" (24,1 cm) with Attachment Bolt without Slap Hammer

### Long Nose



Large - 12" (30,5 cm)

Large Bent Jaw

Small - 9.5" (24,1 cm)

<b>Threaded Adapters</b>	
3980-02	[Small Adapter] Changes Male End of a Slap Hammer to Female
3980-03	[Threaded Adapting Screw - Large] For use with 3965's, 3966's, 3980's, 3981
3985-03	[Threaded Adapting Screw - Small] For use with: 3975's, 3985's
<b>Slap Hammers</b>	
3950	[Slap Hammer for Large OrthoVise] For use with 3965's, 3980's, 3981
3955	[Slap Hammer for Small OrthoVise] For use with: 3975's, 3985's
3925	[Standard Slap Hammer] For use with: 3966's

U.S. Patent #D398,208

MADE EXCLUSIVELY FOR INNOMED IN GERMANY

## Long Jaw Needle Nose Pliers

### PRODUCT NO:

1833

Overall Length: 7" (17,8 cm)

Jaw Length: 2.25" (5,7 cm)

Jaw Width Tapered from: 8 mm to 1,5 mm

Jaw Height Tapered from: 12 mm to 2,5 mm



## Star Bit Driver Set

Helps eliminate the opening of multiple sterile packs when a specific size of star bit is needed



PRODUCT NO'S:
5194-00 [4 Star Bits w/Handle & Case]
5194-01 [4 Star Bits w/Case only]
<b>Also sold individually:</b>
S0113 [Universal 4" (10,2 cm) Handle]
5194-10 [T10 with A/O End]
5194-15 [T15 with A/O End]
5194-20 [T20 with A/O End]
5194-25 [T25 with A/O End]
9003 [Case]



Set in Storage Case



Helpful during revision total joint surgery. Set consists of four star bits – T10, T15, T20, & T25, a handle which accommodates any of the above bits, and a sterilization case. The drive end (A/O) is designed for easy and quick engagement with the universal instrument handle. The ergonomic, modular handle has two connection points, allowing for both straight and T-handle orientations.



Set consists of one handle and one sterilization/storage case, plus six double ended screwdriver bits:

- ▶ small & large single slot
- ▶ cross & cruciate
- ▶ 3.5 mm & 4.5 mm hex
- ▶ small & large phillips
- ▶ #10 & #15 star
- ▶ #20 & #25 star

## Universal Screwdriver Set

Helpful during revision total joint surgery where screws have been used, removal of bone plates, fracture fixation screws or bone graft screws.

Helps eliminate the opening of multiple sterile packs when a specific size or style of screwdriver is needed



PRODUCT NO'S:
5195 [Complete Set with Storage Case]
<i>Also sold individually</i>
5195-01 [Handle]
5195-02 [Straight (single slot)] <i>Large: 7 x 1,5 mm, Small: 5 x 1 mm</i>
5195-03 [Cross/Cruciate] <i>Large: 7 mm, Small: 6 mm</i>
5195-04 [Hex] <i>Large: 4,5 mm, Small: 3,5 mm</i>
5195-05 [Phillips] <i>Large: 4 mm, Small: 3,5 mm</i>
5195-06 [Small Star: #10 & #15]
5195-07 [Large Star: #20 & #25]

## Rotating Offset Handle Hex Driver

Offset shaft and smooth spin handle allow for a rapid crank action when desired

Large hex driver for 6.5 mm and 4.5 mm diameter screws. Especially helpful in insertion and removal of long screws.



PRODUCT NO:
7241 <i>Overall Length: 13.5" (34,3 cm)</i>





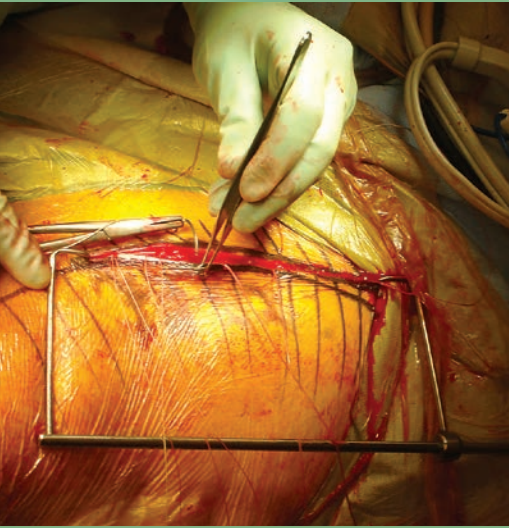

# Ortho Suction Tube

Designed by T. Eickmann, MD

*Very effective for suction and minor retracting*

Helps eliminate plugging due to bone, cement fragments, blood clots, etc.

**PRODUCT NO:**  
5465  
Overall Length: 9.25" (23,5 cm)  
End Hole Dia.: 1 mm  
Side Hole Dia.: 1.5 mm

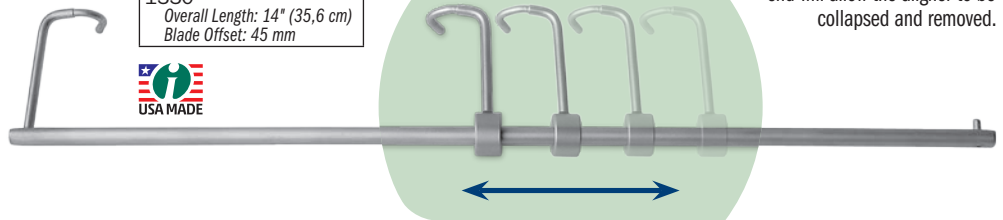


# Incision Aligner

Designed by DMP

*Designed to align an incision during closing*

**PRODUCT NO:**  
1330  
Overall Length: 14" (35,6 cm)  
Blade Offset: 45 mm



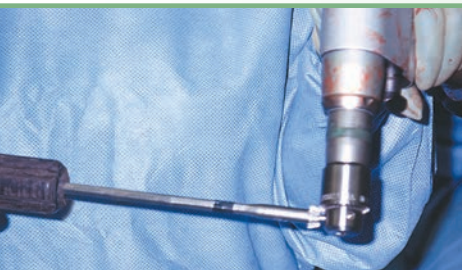
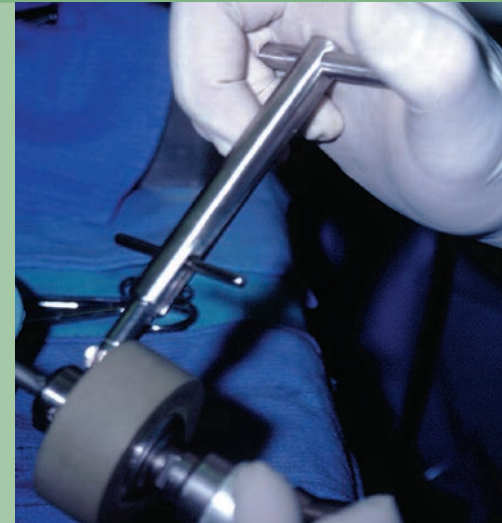

The bent ends of the aligner are placed at each end of an incision, which is aligned by pulling outward on each end. The sliding end will lock in place when it is tensioned. Pressing inward slightly on the sliding end will allow the aligner to be collapsed and removed.

# Chuck Key Handle

*Snaps onto a standard chuck key for better leverage*

Designed to snap onto a standard chuck key giving better leverage during tightening of a chuck. Also helps keep a chuck key from slipping or being dropped during surgery.

**PRODUCT NO:**  
5560  
Overall Length: 4" (10,2 cm)  
**Chuck Key Not Included**



# Large Handle Chuck Key

*For easy tightening/untightening of a chuck*

Designed to allow a chuck to be tightened and untightened easily.



**PRODUCT NO:**  
5517-01  
Chuck Size: 1/4" (6,4 mm)  
Overall Length: 10.5" (26,7 cm)  
Handle Length: 4.5" (11,4 cm)



# KNEE INSTRUMENTS Pages 3 - 51

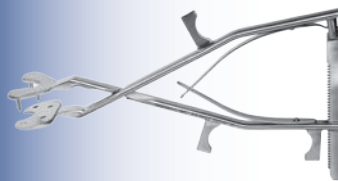
## RONGEURS & GRASPERS ... 2



## FEMORAL TIBIAL SPREADERS ... 7



## TIBIA CLAMPS... 10




## UNI RETRACTORS... 12




## PATELLA TOOLS & RETRACTORS ... 14



## MIS RETRACTORS ... 16



## UTILITY & HOHMANN RETRACTORS ... 17




## KNEE RETRACTOR SYSTEM ... 22



## PCL & LATERAL RETRACTORS ... 24




## LEG POSITIONERS ... 28




## PUNCH, DRILL, & PIN TOOLS... 35




## TREPHINE SYSTEM, MEASURING TOOLS & GUIDES... 37



## ELEVATORS & OSTEOTOMES... 40




## FORCEPS & CEMENT REMOVAL... 42



## TAMPS, WIRE TOOLS, & CLAMPS ... 46




## MALLETS, GLOVES, & SCISSORS ... 50



# KNEE REVISION Pages 52 - 63


## FEMORAL REVISION TOOLS ... 52



## REVISION CHISELS & OSTEOTOMES ... 53



## TIBIAL REVISION TOOLS ... 56




## SCREW REMOVAL, SCREWDRIVERS, & ORTHOVISE ... 58



### Measurements in this Catalog

All effort has been made to ensure the accuracy of the measurements listed in this catalog, however, some small differences may exist between actual and listed measurements.

Measurements of **overall length** are the linear distance from one end of the product to the furthest opposite end, as shown in these examples:



Measurements of **blade width** are the linear distance from one side of the product to the opposite side, typically at the widest point, as shown in this example:



**Innomed, Inc**  
103 Estus Drive  
Savannah, GA 31404

Tel 912.236.0000  
Fax 912.236.7766

www.innomed.net  
info@innomed.net

**TOLL FREE 1.800.548.2362**

**www.innomed.net**



**info@innomed.net**

Scan to Launch

Our Website



ISO 9001:2008 • ISO 13485:2003



**Innomed-Europe LLC**  
Alte Steinhäuserstr. 19  
CH-6330 Cham, Switzerland  
Tel +41 41 740 67 74  
Fax +41 41 740 67 71

**Innomed-Europe GmbH**  
Singen, Deutschland  
Tel 0049 (0) 7731 921 5001  
Fax 0049 (0) 7731 921 5003

www.innomed-europe.com  
info@innomed-europe.com



103 Estus Drive  
Savannah, GA 31404

PRSR. STD.  
U.S. POSTAGE  
**PAID**  
GRAND RAPIDS, MI  
PERMIT NO. 748

# FREE TRIAL

## on most instruments

Instruments are available for a no-charge two-week evaluation  
— includes FREE UPS Ground Shipping\*

\*When shipped to a hospital or medical center; additional charge applies for expedited shipping.

Free trial offer excludes implant extraction instruments, which are available as rentals.  
There is a pad replacement charge with the hip positioners.

© 2016 Innomed, Inc.  
All Rights Reserved

06-16

### Easy Grip Slap Hammer

*Textured silicone hammer designed to help cushion the surgeon's hand and maintain a solid grip*

The textured silicone hammer helps to reduce the shock forces on the surgeon's hand during extraction procedures, and helps the surgeon to maintain a solid grip and prevent the hand from slipping.

<b>PRODUCT NO'S:</b>
3926 [Slap hammer with 16" Rod]
<b>Also available individually:</b>
3925-HS [Slap hammer only]
3925-A [16" Rod only]



For use with a 3/8" diameter slap hammer rod, including the Innomed #3925 & #3935 slap hammers on the following extraction instruments:

- Knee**
- 3630 Tibial Knee Component Extractor
  - 3920 Femoral Knee Component Extractor
  - 3650 4 mm Tibia Tray Removal Hook
  - 3655 8 mm Tibia Tray Removal Hook
- Hip - Femoral Component**
- 3610 Universal Modular Hip Component Extractor - Standard
  - 3610-R Universal Modular Hip Component Extractor - Anterior
  - 3611 Heck Anterior Modular Hip Component Extractor
  - 4175-00 Whelan Hip Stem Extractor
  - S1202 Femoral Extraction Instrument - Loop
  - S1203 Femoral Extraction Instrument - J-Hook
  - S1203 Femoral Extraction Instrument - One-Piece
- Hip - Acetabular Cup/Shell/Liner**
- 3638 Lombardi Hip Cup Liner/Shell Extractor
  - 3660 Gorski Hip Cup Extraction Hook - 6.5 mm
  - 3665 Gorski Hip Cup Extraction Hook - 5.0 mm
- Shoulder**
- 3670 Nicholson Universal Humeral Prosthesis Extractor
- General**
- 3966 Large Bent Jaw OrthoVise