


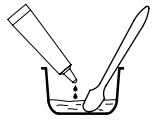
STIMULAN[®]


PREPARATION GUIDE FOR STIMULAN Rapid Cure


Mixing solution provided

Use the mixing solution from the tube provided in the pack. Do not add any other fluid.

- 

1 Empty **STIMULAN** Rapid Cure powder into the sterile mixing bowl provided
- 

2 Add mixing solution and mix thoroughly until a smooth paste is formed (approx. 30 secs)
- 

3 Apply to bead mat immediately
- 

4 Allow paste to set undisturbed for at least 8 minutes. Flex bead mat to release beads


Warning: Concurrent use of locally administered antibiotics may affect the setting time as exemplified below for 10cc of **STIMULAN** Rapid Cure. The mixing of antibiotics with the **STIMULAN** Rapid Cure device has not been assessed by a European medicines Competent Authority and is considered off-label usage of the medicinal product. To do so is at the professional risk of the surgeon/healthcare professional.


Combination of powder and liquid antibiotics


If using liquid antibiotics, the mixing solution provided in the pack should not be used.


Vancomycin* (powder) 1 g and gentamicin* (liquid) 240 mg

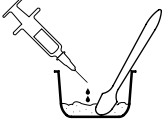
DO NOT USE MIXING SOLUTION PROVIDED


- 


1g vancomycin powder
- 

3x 80mg ampoules gentamicin liquid (6ml)
- 

3 Add vancomycin powder to **STIMULAN** Rapid Cure powder and mix
- 

4 Measure 6ml gentamicin liquid into syringe
- 


5 Add 6ml gentamicin liquid to pre-mixed **STIMULAN** Rapid Cure and vancomycin powders and mix for 30 secs
- 


6 Apply to bead mat immediately
- 

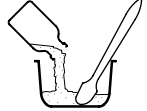
7 Sets in 3-5 minutes


Vancomycin* (powder) 1 g and tobramycin* (liquid) 240 mg

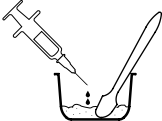
DO NOT USE MIXING SOLUTION PROVIDED


- 


1g vancomycin powder
- 

3x 80mg ampoules tobramycin liquid (6ml)
- 

3 Add vancomycin powder to **STIMULAN** Rapid Cure powder and mix
- 

4 Measure 6ml tobramycin liquid into syringe
- 

5 Add 6ml tobramycin liquid to pre-mixed **STIMULAN** Rapid Cure and vancomycin powders and mix for 30 secs
- 

6 Apply to bead mat immediately
- 

7 Sets in 4-7 minutes

Powdered antibiotics

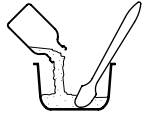
The mixing solution provided in the pack should be used. Do not add any other fluids.

Vancomycin* (powder) 1 g



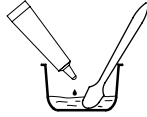
1g vancomycin powder

1



Add vancomycin powder to **STIMULAN** Rapid Cure powder and mix

2



Add **STIMULAN** Rapid Cure mixing solution and mix for 30 secs

3



Apply to bead mat immediately



Sets in 2-5 minutes

Powdered antibiotics with extended setting times

Some antibiotics may delay the setting time significantly. This technique ensures a faster set time.

Tobramycin* (powder) 1.2 g



1.2g tobramycin powder

1



Add mixing solution to **STIMULAN** Rapid Cure powder and mix for 40 secs

2



Add tobramycin powder to **STIMULAN** Rapid Cure powder and mix for 30 secs

3



Apply to bead mat immediately



Sets in 10-20 minutes

Liquid antibiotics

If using liquid antibiotics, the mixing solution provided in the pack should not be used.

Gentamicin* (liquid) 240 mg DO NOT USE MIXING SOLUTION PROVIDED



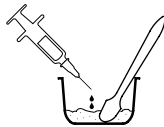
3x 80mg ampoules gentamicin liquid (6ml)

1



Measure 6ml gentamicin liquid into syringe

2



Add 6ml gentamicin liquid to **STIMULAN** Rapid Cure powder and mix for 30 secs

3



Apply to bead mat immediately



Sets in 3-5 minutes

Tobramycin* (liquid) 240 mg DO NOT USE MIXING SOLUTION PROVIDED



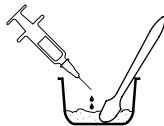
3x 80mg ampoules tobramycin liquid (6ml)

1



Measure 6ml tobramycin liquid into syringe

2



Add 6ml tobramycin liquid to **STIMULAN** Rapid Cure powder and mix for 30 secs

3



Apply to bead mat immediately



Sets in 5-15 minutes



*Source: Hospira

For indications, contraindications, warnings and precautions see Instructions for Use.

The treating physician is responsible for deciding the type and quantity of antibiotic used.

This brochure may include the use of STIMULAN or techniques that go beyond the current clearance / approval granted by the relevant regulatory authority. Please contact your local representative for further information.

©2018, Biocomposites, STIMULAN, Bringing Calcium to Life and Power to Transform Outcomes are trademarks / registered trademarks of Biocomposites Ltd. All rights reserved. No unauthorised copying, reproduction, distributing or republication is allowed unless prior written permission is granted by the owner, Biocomposites Ltd.

Patents granted: GB2367552, EP 1204599 B1, US 6780391, EP 2594231 B1, US 8883063, CN ZL201210466117.X, GB2496710, EP 3058899 B1
Patents pending: GB1502655.2, US 15/040075, CN 201610089710.5, US 15/288328, GB1704688.9

MA0079R4 Not for distribution in the USA.