

INNOVATIONS

in Orthopedic Instruments

Hip: Primary & Revision

March 2016



Featuring many **New!** instruments throughout

**Rivero Anti-Rotation Corkscrew
Femoral Head Remover**

Page 32

What's New In This Catalog?

a snapshot of all the *New!* instruments within

Adson Forceps with Cobb Elevator End
Page 52



Bone Depth Gauge
Page 23



Bradley Periosteal Elevator
Page 51



Browner MIS Bone Clamp
Page 44



Browner Wire Tightener
Page 43




Cobb Elevators
Page 51




Desai Surgical Funnel
Page 38



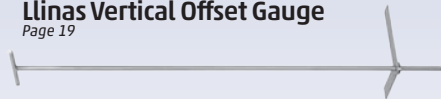
Heck Anterior Modular Hip Component Extractor with Strikeplate
Page 13



Llinas Leg Length & Lateral Offset Gauge
Page 19



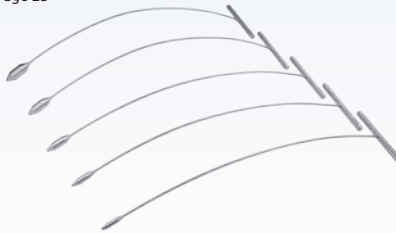
Llinas Vertical Offset Gauge
Page 19



Powers Modified Kocher Clamp
Page 28



Powers Femoral Sounds
Page 25



Rivero Anti-Rotation Corkscrew Femoral Head Remover
Page 32



Rotating Offset Handle Hex Driver
Page 39



Sarraf TiN Coated Cement Removal Forceps
Page 49



Stanton Needle Driver
Page 50



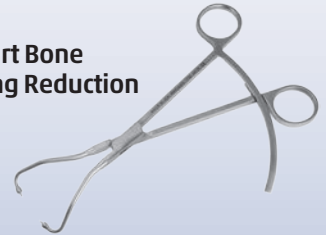
Stoll Bone Plate Clamp
Page 45



Wagner Osteotome Handle
Page 26



Weinert Bone Holding Reduction Clamp
Page 45



Whelan Curved Chisel Guide
Page 8




Whelan Hip Stem Extractor
Page 14





Standard



Large - 10" (25,4 cm)

Small - 8" (20,3 cm)

OrthoVise™

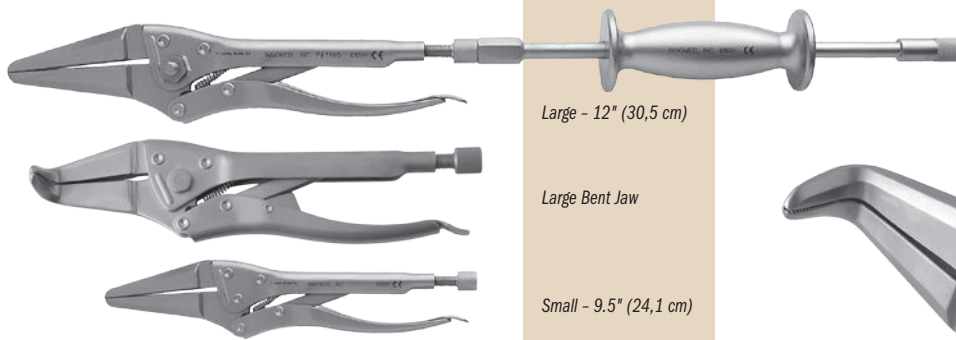
Made of stainless steel and designed with the option of using a slap hammer for greater adaptability.

On models equipped with attachment bolts, a slap hammer can be attached to the end of the OrthoVise™, as well as to either side of the large OrthoVise™ (except the bent jaw model).

A different size slap hammer is used for the large and small sizes of OrthoVise™, and all slap hammers are designed with a hammer plate if the additional use of a mallet is desired.



Long Nose



Large - 12" (30,5 cm)

Large Bent Jaw


Small - 9.5" (24,1 cm)

PRODUCT NO'S:	
Standard	
3980	[Large] Overall Length: 10" (25,4 cm) with Attachment Bolts with Large OrthoVise™ Slap Hammer (#3950)
3980-01	[Large] Overall Length: 10" (25,4 cm) with Attachment Bolts without Slap Hammer
3981	[Large] Overall Length: 10" (25,4 cm) without Attachment Bolts without Slap Hammer
3985	[Small] Overall Length: 8" (20,3 cm) without Attachment Bolt without Slap Hammer
3985-01	[Small] Overall Length: 8" (20,3 cm) with Attachment Bolt with Small OrthoVise™ Slap Hammer (#3955)
3985-T	[Small] Overall Length: 8" (20,3 cm) with Attachment Bolt without Slap Hammer
Long Nose	
3965	[Large] Overall Length: 12" (30,5 cm) with Attachment Bolts with Large OrthoVise™ Slap Hammer (#3950)
3965-01	[Large] Overall Length: 12" (30,5 cm) with Attachment Bolts without Slap Hammer
3966	[Large Bent Jaw] with Attachment Bolt with Standard Slap Hammer (#3925)
3966-01	[Large Bent Jaw] without Attachment Bolt without Slap Hammer
3975	[Small] Overall Length: 9.5" (24,1 cm) without Attachment Bolt without Large Slap Hammer
3975-01	[Small] Overall Length: 9.5" (24,1 cm) with Attachment Bolt with Small OrthoVise™ Slap Hammer (#3955)
3975-T	[Small] Overall Length: 9.5" (24,1 cm) with Attachment Bolt without Slap Hammer
Threaded Adapters	
3980-02	[Small Adapter] Changes Male End of a Slap Hammer to Female
3980-03	[Threaded Adapting Screw – Large] For use with 3965's, 3966's, 3980's, 3981
3985-03	[Threaded Adapting Screw – Small] For use with: 3975's, 3985's
Slap Hammers	
3950	[Slap Hammer for Large OrthoVise] For use with 3965's, 3980's, 3981
3955	[Slap Hammer for Small OrthoVise] For use with: 3975's, 3985's
3925	[Standard Slap Hammer] For use with: 3966's

U.S. Patent #D398,208

MADE EXCLUSIVELY FOR INNOVIMED IN GERMANY

Extended Double Action Pliers



PRODUCT NO'S:	
3962	[Needle Nose] Overall Length: 13" (32,8 cm) Jaw Length: 2.625" (6,7 cm) Jaw Width: 2.5 mm
3961	[Blunt Nose] Overall Length: 11.75" (29,8 cm) Jaw Length: 1.25" (3,2 cm) Jaw Width: 10 mm





acetabular cup extraction system

Helps to quickly and precisely remove an acetabular cup with minimal loss of bone

Non-modular blade system helps reduce both cost and surgical time, as blades don't need to be changed interoperatively

Stainless Steel Heads

In standard diameters of 22, 26, 28, 32 and 36 mm (38 mm optional).

ultra hard titanium nitride coating for extended blade life

Fixed Blades in Two Lengths

Can typically be used for multiple procedures, then can be returned to Innomed for a nominal replacement charge.

Non-modular blade system

Helps to decrease costs while increasing surgical efficiency as blades don't need to be changed interoperatively.

Shaft Alignment

The shaft is aligned directly over the head, which helps prevent the head from riding out of the cup while keeping the instrument properly centered. With proper centering, the curvature of the blades will more closely match the hemispherically-shaped outer surface of the acetabular cup when rotating, thus minimizing bone loss and creating a relatively intact acetabular recess for fitting of a new cup.

Benefits of Our Titanium Nitride Coated Blades

- ▶ **Extends Blade Life...**by increasing surface hardness
- ▶ **Prolongs Sharpness...**with an ultra hard, heat resistant coating
- ▶ **More Wear Resistant...**due to high lubricity of titanium nitride coating
- ▶ **Prevents Galling...**won't chip, peel, or flake
- ▶ **Reduces Friction...**eliminates seizing in metal-on-metal contact
- ▶ **Chemical and Corrosion Resistant**
- ▶ **Non-toxic...**medically approved and proven

Extended blade life leads to long term savings

Impaction Platform

Strike with a mallet to help drive in the blade.

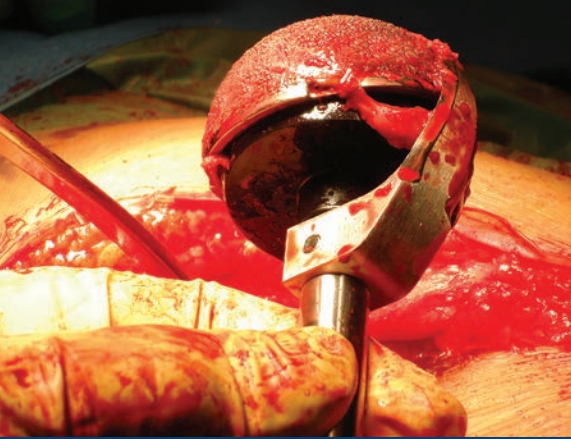
Handle Styles

Two handle styles to choose from—Wrench Drive or Fixed.

Handle Placement


Near the end of the shaft allows for better leverage and easier rotation.

System Designed by James Kudrna, MD and Stephen Incavo, MD
Wrench Drive Handle Designed by Guido Grappiolo, MD
Delrin Heads Designed by Adolph Lombardi, MD



Fully Customizable Sets

Rent or purchase – configure with as few or as many options required.



Optional Large Delrin Heads*

Designed to provide tight, secure surface contact when removing larger size acetabular cups, and can also be used if the cup liner of a standard size cup is worn and must be removed. Available in diameters from 39 to 60 mm in 1 mm increments.

*US Patent #7,998,146 B2



Optional Wrench Drive Handles


Works like a socket wrench, allowing improved torque without changing positions.



Instrument Exchange

Used Instruments can be returned for exchange at a nominal charge. Please call for details.

COMPLETE INSTRUMENT SET	
5200-00	Complete Set - Fixed Handle
5208-00	Complete Set - Wrench Handle
20 Starter & 20 Finish Instruments 3 each of 5 Head sizes (22 mm-36 mm) 5 cases — 4 for Instruments, 1 for Heads	



CUSTOM AND RANGED INSTRUMENT SETS	
5200-01	Choice of sizes - Fixed Handle
5208-01	Choice of Sizes - Wrench Handle
5 Starter and 5 Finish Instruments 2 each of 5 Head sizes (22 mm-36 mm) 2 cases — 1 for Instruments, 1 for Heads	
5200-02	42 mm-50 mm - Fixed Handle
5208-02	42 mm-50 mm - Wrench Handle
5 Starter and 5 Finish Instruments 2 each of 5 Head sizes (22 mm-36 mm) 2 cases — 1 for Instruments, 1 for Heads	
5200-03	52 mm-60 mm - Fixed Handle
5208-03	52 mm-60 mm - Wrench Handle
5 Starter and 5 Finish Instruments 2 each of 5 Head sizes (22 mm-36 mm) 2 cases — 1 for Instruments, 1 for Heads	
5200-04	62 mm-70 mm - Fixed Handle
5208-04	62 mm-70 mm - Wrench Handle
5 Starter and 5 Finish Instruments 2 each of 5 Head sizes (22 mm-36 mm) 2 cases — 1 for Instruments, 1 for Heads	
5200-05	72 mm-80 mm - Fixed Handle
5208-05	72 mm-80 mm - Wrench Handle
5 Starter and 5 Finish Instruments 2 each of 5 Head sizes (22 mm-36 mm) 2 cases — 1 for Instruments, 1 for Heads	

System Rental Available

Available on a single procedure basis

Rental Details

Rental is available in several configurations:

- 4 cases with all sizes, including 2 sets of heads
 - 3 cases, including 2 sets of heads
 - 2 cases, including 2 sets of heads
 - 1 case, including 2 sets of heads
 - 1 size (starter & finish), including 2 sets of heads
- Each case includes 5 Starter and 5 Finish Instruments

Rental Charges

In addition to a rental fee, there is a charge for each instrument used (not heads). Also, an additional charge applies if the used instruments are kept instead of returned. **Rental is for one surgical procedure only, and must be returned within 5 days following the procedure.**

INDIVIDUAL FIXED HANDLE SHAFTS WITH FIXED BLADES				
New Instrument Starter	New Instrument Finish	Exchange Instrument		Blade Arc Diameter
		Starter	Finish	
5200-42	5201-42	5205-42	5206-42	42 mm
5200-44	5201-44	5205-44	5206-44	44 mm
5200-46	5201-46	5205-46	5206-46	46 mm
5200-48	5201-48	5205-48	5206-48	48 mm
5200-50	5201-50	5205-50	5206-50	50 mm
5200-52	5201-52	5205-52	5206-52	52 mm
5200-54	5201-54	5205-54	5206-54	54 mm
5200-56	5201-56	5205-56	5206-56	56 mm
5200-58	5201-58	5205-58	5206-58	58 mm
5200-60	5201-60	5205-60	5206-60	60 mm
5200-62	5201-62	5205-62	5206-62	62 mm
5200-64	5201-64	5205-64	5206-64	64 mm
5200-66	5201-66	5205-66	5206-66	66 mm
5200-68	5201-68	5205-68	5206-68	68 mm
5200-70	5201-70	5205-70	5206-70	70 mm
5200-72	5201-72	5205-72	5206-72	72 mm
5200-74	5201-74	5205-74	5206-74	74 mm
5200-76	5201-76	5205-76	5206-76	76 mm
5200-78	5201-78	5205-78	5206-78	78 mm
5200-80	5201-80	5205-80	5206-80	80 mm

INDIVIDUAL WRENCH HANDLE SHAFTS WITH FIXED BLADES				
New Instrument Starter	New Instrument Finish	Exchange Instrument		Blade Arc Diameter
		Starter	Finish	
5208-42	5209-42	5205W-42	5206W-42	42 mm
5208-44	5209-44	5205W-44	5206W-44	44 mm
5208-46	5209-46	5205W-46	5206W-46	46 mm
5208-48	5209-48	5205W-48	5206W-48	48 mm
5208-50	5209-50	5205W-50	5206W-50	50 mm
5208-52	5209-52	5205W-52	5206W-52	52 mm
5208-54	5209-54	5205W-54	5206W-54	54 mm
5208-56	5209-56	5205W-56	5206W-56	56 mm
5208-58	5209-58	5205W-58	5206W-58	58 mm
5208-60	5209-60	5205W-60	5206W-60	60 mm
5208-62	5209-62	5205W-62	5206W-62	62 mm
5208-64	5209-64	5205W-64	5206W-64	64 mm
5208-66	5209-66	5205W-66	5206W-66	66 mm
5208-68	5209-68	5205W-68	5206W-68	68 mm
5208-70	5209-70	5205W-70	5206W-70	70 mm
5208-72	5209-72	5205W-72	5206W-72	72 mm
5208-74	5209-74	5205W-74	5206W-74	74 mm
5208-76	5209-76	5205W-76	5206W-76	76 mm
5208-78	5209-78	5205W-78	5206W-78	78 mm
5208-80	5209-80	5205W-80	5206W-80	80 mm

INDIVIDUAL INTERCHANGEABLE DELRIN HEADS			
US Patent #7,998,146 B2			
5202-00	Complete Set with Case		
5202-39	39 mm	5202-50	50 mm
5202-40	40 mm	5202-51	51 mm
5202-41	41 mm	5202-52	52 mm
5202-42	42 mm	5202-53	53 mm
5202-43	43 mm	5202-54	54 mm
5202-44	44 mm	5202-55	55 mm
5202-45	45 mm	5202-56	56 mm
5202-46	46 mm	5202-57	57 mm
5202-47	47 mm	5202-58	58 mm
5202-48	48 mm	5202-59	59 mm
5202-49	49 mm	5202-60	60 mm

INDIVIDUAL INTERCHANGEABLE STEEL HEADS	
5202-22	22 mm
5202-26	26 mm
5202-28	28 mm
5202-32	32 mm
5202-36	36 mm
Optional Size:	
5202-38	38 mm

Any component may be purchased individually


INSTRUMENT AND HEAD CASES ONLY	
9014	Case for 22 Delrin Heads
9015	Case for 5 Starter and 5 Finish Blades, plus 5 Heads
9016	Case for 10 Steel Heads

Kudrna Cup Channel Chisel

Designed by James C. Kudrna, MD

Designed to help break the bone-prosthetic interface of well-fixed non-cemented acetabular components being revised

Ultra hard titanium nitride coating helps to extend chisel life by increasing surface hardness, prolonging sharpness, and resisting chemicals and corrosion.



PRODUCT NO:

3686
 Overall Length: 12" (30,5 cm)
 Handle Length: 3.5" (8,9 cm)
 Blade Width: 30 mm
 Blade Depth: 15 mm



Gorski Hip Cup Extraction Hook

Designed by Jerrold Gorski, MD

Designed to quickly fit into a screw hole of a hip cup after the screws have been removed and the cup loosened. The slap hammer helps to remove the cup in the angle it was inserted.

PRODUCT NO'S:

Hook for 6.5 mm Screw Holes	
3660	[Hook w/Standard Slap Hammer]
3660-01	[Hook w/o Slap Hammer]
Hook for 5.0 mm Screw Holes	
3665	[Hook w/Standard Slap Hammer]
3665-01	[Hook w/o Slap Hammer]
Optional:	
3935	[XL Slap Hammer] 3/8"-16 Thread Gauge



Helps in the removal of a hip cup




Kudrna Hip Stem Taper Protectors

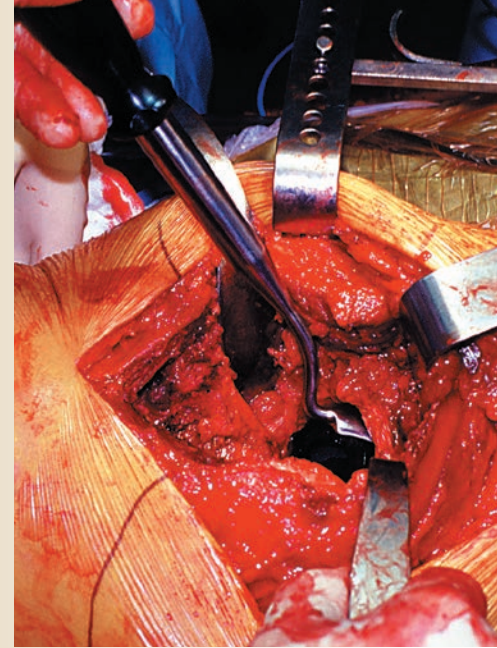
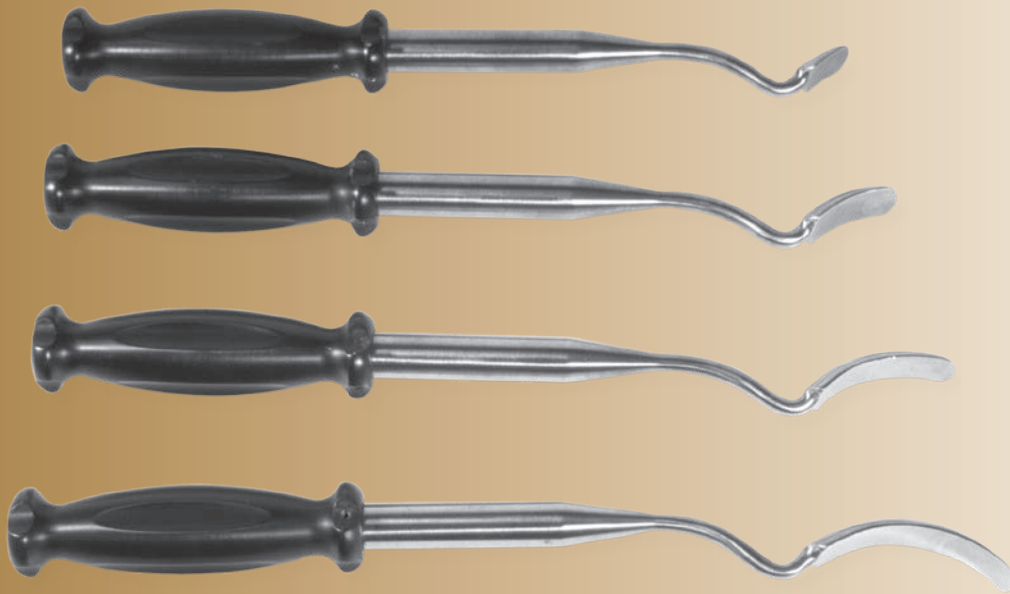
Designed by James Kudrna, MD

Used to cover and protect the hip stem taper of a femoral component – especially helpful in cup revision surgery

PRODUCT NO'S:

1151	[11/13]
1152	[12/14]
1153	[14/16]





Modified Smith-Petersen Style Osteotomes for Acetabular Cup Removal

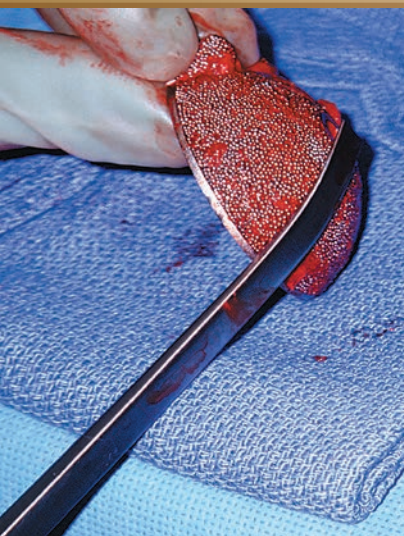
Designed by Merrill Ritter, MD

Multi-arch osteotomes help in removal of total hip cups

Four styles of osteotomes offer a selection for removal of total hip cups. The different curvatures help to fit next to a cups outer surface. The osteotomes have a handle for better control, plus a hammering platform end.

PRODUCT NO'S:

5280-01 [Short] Blade Dimensions: 20 mm x 20 mm Overall Length: 10.875" (27,6 cm) Handle Length: 5" (12,7 cm)	5280-03 [Long] Blade Dimensions: 20 mm x 50 mm Overall Length: 12.25" (31,1 cm) Handle Length: 5" (12,7 cm)
5280-02 [Medium] Blade Dimensions: 20 mm x 35 mm Overall Length: 11.675" (29,6 cm) Handle Length: 5" (12,7 cm)	5280-04 [X-Long] Blade Dimensions: 20 mm x 65 mm Overall Length: 12.75" (32,4 cm) Handle Length: 5" (12,7 cm)



Modified Lambotte Cup Removal Osteotomes

Designed with different hemisphere of curves to match cups of different sizes

Four osteotomes with different hemispherical radii allow the osteotomes to fit next to the outer surface of different size acetabular hip cups. The osteotomes have a handle for better control and a hammering platform.

PRODUCT NO'S:

5240-44 Blade Width: 44 mm Overall Length: 12.75" (32,4 cm) Handle Length: 4.75"	5240-52 Blade Width: 52 mm Overall Length: 12.75" (32,4 cm) Handle Length: 4.75"
5240-48 Blade Width: 48 mm Overall Length: 12.75" (32,4 cm) Handle Length: 4.75"	5240-56 Blade Width: 56 mm Overall Length: 12.75" (32,4 cm) Handle Length: 4.75"



Whelan Curved Chisel Guide

Designed by E. J. Whelan, III, MD



New!



Designed to help stabilize a thin curved chisel blade until it's within the bone prosthesis interface

Guide with sliding handle helps to stabilize a curved, thin flexible chisel blade until it's within the bone prosthesis interface. Chisel tip lets it hug prosthesis to help prevent perforation. Slap hammer threads into the handle and is designed to facilitate blade removal. Easily changeable disposable blades help assure sharpness.


PRODUCT NO'S:	
5302-00	[Complete Set]
Included In Set / Replacement Parts:	
5302-01	[Guide Only] Overall Length: 5" to 8.75" (12,7 cm to 22,2 cm)
5302-02	[10 mm Curved Chisel Blade Only] Overall Length: 4.25" (10,8 cm) Blade Thickness: .020" (.51 mm)
3040	[Slap Hammer]
1025	[Sterilization Case]

Chisel blade features an ultra hard titanium nitride coating to help extend life by increasing surface hardness, prolonging sharpness, and resisting chemicals and corrosion.

Complete Set



Two blades included in Set



Cannestra Cup Liner Removal Osteotomes

Designed to help remove a well-fixed acetabular cup liner

PRODUCT NO'S:	
4085-00	[Set of Three with Case]
Also Available Individually	
4085-01	[Cross Blades] Overall Length: 8.5" (21,6 cm) Blade Diameter: 1.65" (42 mm)
4085-02	[Curved Lever] Overall Length: 8.5" (21,6 cm)
4085-03	[Single Blade] Overall Length: 8.375" (21,3 cm) Blade Diameter: 1.65" (42 mm)
1015	[Sterilization Case]



Designed by Vince Cannestra, MD





Poly Cup Liner Removal Drill

Designed by Keith R. Berend, MD

Threaded, aggressive, drill tipped tool designed to facilitate removal of an acetabular liner

PRODUCT NO:
4052
Overall Length: 6" (15,2 cm)



When the flat-ended drill end reaches the metal of the acetabular cup, continue drilling and the liner will become engaged in the drill flutes and back off for removal.



Whelan Flexible Chisel Guide

Designed by E. J. Whelan, III, MD



PRODUCT NO'S:	
5301-00	[Complete Set]
Included In Set / Replacement Parts:	
5301-01	[Guide Only] Overall Length: 5.5" to 8.5" (14 cm to 21,6 cm) w/o blade
5301-02	[10 mm Chisel Blade Only] Overall Length: 4.625" (11,7 cm) Blade Thickness: .020" (0,51 mm)
3040	[Slap Hammer]
1015	[Sterilization Case]

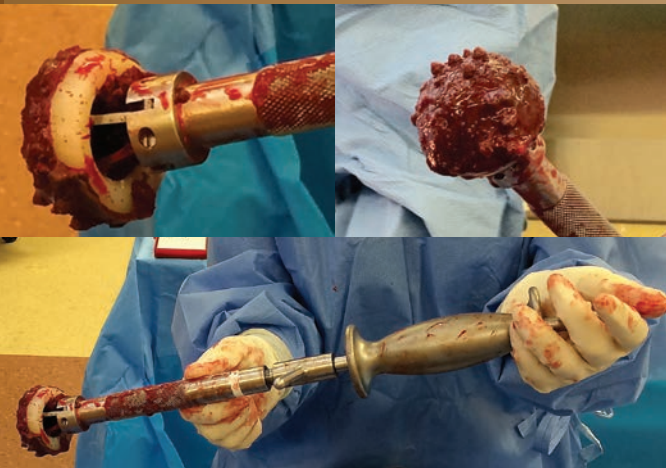
Designed to help stabilize a thin chisel blade until it's within the bone prosthesis interface

Guide with sliding handle helps to stabilize a thin flexible chisel blade until it's within the bone prosthesis interface. Chisel tip lets it hug the prosthesis to help prevent perforation. Slap hammer threads into the handle and is designed to facilitate blade removal. Easily changeable disposable blades help assure sharpness.



Chisel blade features an ultra hard titanium nitride coating to help extend life by increasing surface hardness, prolonging sharpness, and resisting chemicals and corrosion.

Complete Set

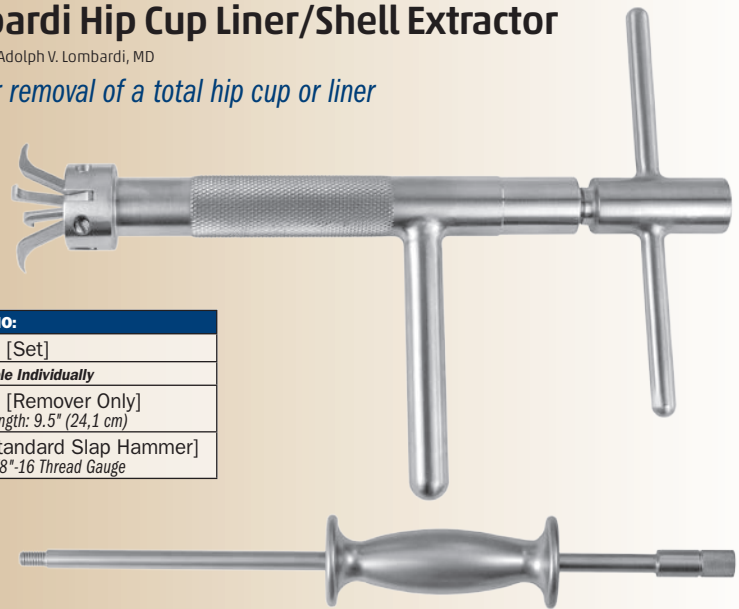


Lombardi Hip Cup Liner/Shell Extractor

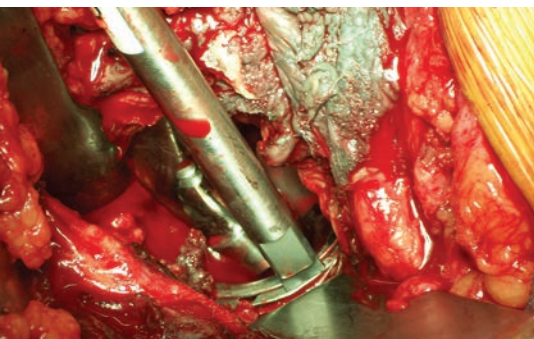
Designed by Adolph V. Lombardi, MD

Used for removal of a total hip cup or liner

PRODUCT NO:	
3638-00	[Set]
Also Available Individually	
3638-01	[Remover Only] Overall Length: 9.5" (24,1 cm)
3925	[Standard Slap Hammer] 3/8"-16 Thread Gauge



Expandable flanges are designed to bite into the polyethylene of a total hip cup. When the flanges have been expanded, a slap hammer is screwed into the extractor for removal. The extractor can also be used for removal of a metal hip cup shell if the shell has a groove around the rim for the flanges to lock into. Also very helpful for cemented cup extraction. Set includes standard slap hammer #3925.



Star Metal Cup Liner Removal Impactor


Designed by Andrew M. Star, MD

Designed to help disengage the rim of a metal cup for removal

Low profile design can be used through a limited incision. Vibration from tapping the edge of the shell helps cause the liner to become disengaged for removal.

PRODUCT NO:	
5014	[Impactor] Overall Length: 8" (20,3 cm)





- ▶ Sharp, flexible blades are well suited for loosening implants from cement or bony ingrowth fixation
- ▶ Various blade widths and profiles allow great flexibility to follow the implant contours
- ▶ Modular handles are made of high impact surgical stainless steel and have a quick-coupling positive locking mechanism for ease of use and quick blade changes
- ▶ Slap hammer threads into the handle and is designed to facilitate blade removal

PRODUCT NO'S:

S0011-00	[Complete Set with Case]
Individual Instruments:	
S1002	[Thin Osteotome Blade] 3" (7,6 cm) x 8 mm
S1003	[Thin Osteotome Blade] 3" (7,6 cm) x 10 mm
S1004	[Thin Osteotome Blade] 3" (7,6 cm) x 12 mm
S1005	[Thin Osteotome Blade] 3" (7,6 cm) x 20 mm
S1006	[Curved Thin Osteotome Blade] 3" (7,6 cm) x 12 mm
S1007	[Curved Thin Osteotome Blade] 3" (7,6 cm) x 20 mm
S1008	[Thin Osteotome Blade] 5" (12,7 cm) x 10 mm
S1009	[Thin Osteotome Blade] 5" (12,7 cm) x 8 mm
S1020	[Handle with Quick-Coupling End] 6" (15,2 cm)
S1133	[Radial Osteotome] 5" (12,7 cm) x 10 mm
S1120	[Radial Osteotome] 5" (12,7 cm) x 12 mm
S1134	[Radial Osteotome] 5" (12,7 cm) x 14 mm
S1121	[Radial Osteotome] 5" (12,7 cm) x 16 mm
S1122	[Radial Osteotome] 5" (12,7 cm) x 20 mm
S2007	[Slap Hammer] 12" (30,5 cm)
9018	[Case]





Flexible Osteotome System

Provides an assortment of osteotome blades for various orthopedic surgery procedures

Slap Hammer



Handle with Quick-Coupling End



3" Thin Blades

Curved Thin Blades

5" Thin Blades

Radial Blades

Optional Blades

Curved Radial Blades are helpful in the removal of total hip stems

Medial Curve Radial Blade

Lateral Curve Radial Blade

PRODUCT NO'S:

Optional Blades (Not Included In Complete Set)	
S1123	[Extra Long Osteotome Blade] 9" (22,9 cm) x 8 mm
S1135	[Radial Osteo. Medial Curve] 6.75" (17,1 cm) x 11 mm
S1136	[Radial Osteo. Lateral Curve] 6.75" (17,1 cm) x 11 mm
S1137	[Radial Osteo. Medial Curve] 5" (12,7 cm) x 11 mm
S1138	[Radial Osteo. Lateral Curve] 5" (12,7 cm) x 11 mm
S1222	[Chisel Blade] 2.5" (6,4 cm) x 8 mm
S1223	[Chisel Blade] 2.5" (6,4 cm) x 10 mm
S1224	[Chisel Blade] 2.5" (6,4 cm) x 12 mm
S1225	[Chisel Blade] 2.5" (6,4 cm) x 20 mm
S1228	[Chisel Blade] 5" (12,7 cm) x 10 mm
S1229	[Chisel Blade] 5" (12,7 cm) x 8 mm
S1230	[Chisel Blade] 5" (12,7 cm) x 20 mm
S1231	[Chisel Blade] 5" (12,7 cm) x 12 mm



Medial and Lateral Curve Radial Blades designed by Henry Boucher, MD





Extra Long 9" Blades



Medial Curve Radial Blades



Lateral Curve Radial Blades



2.5" Chisel Blades

5" Chisel Blades



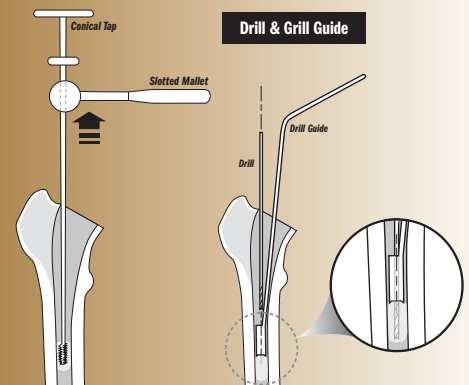
Mueller-Type Cement Removal Instruments

Used for cement removal in the hip, knee, and shoulder

PRODUCT NO.'S:	
S7500-00 [Complete Set with Case]	
Individual Instruments:	
S7505 [Narrow Cement Removal Gouge, Short] Shaft Length: 10 cm Gouge: 9 mm, negative	1
S7507 [Narrow Cement Removal Gouge, Long] Shaft Length: 24 cm Gouge: 9 mm, negative	2
S7510 [Narrow Offset Cement Removal Gouge] Shaft Length: 24 cm Gouge: 9 mm, negative	3
S7515 [Acetabular Chisel] Shaft Length: 24 cm Chisel: 7.5 mm	4
S7520 [Offset Chisel] Shaft Length: 15 cm Chisel: 9 mm	5
S7525 [Flared Angle Gouge] Shaft Length: 24 cm Gouge: 9 mm, positive, angle 15° down	6
S7530 [Wide Gouge] Shaft Length: 24 cm Gouge: 11.5 mm, negative	7
S7535 ["V" Splitter] V-Shaped Chisel: 7 mm	8
S7587 [Saddle Punch] Shaft Length: 24cm Punch: 16.5 mm x 6.5 mm	9
S7590 [Cement Splitting Osteotome] Shaft Length: 24 cm	10
S7595 [Cement Removal Osteotome, Short] Shaft Length: 15 cm Osteotome: 8 mm	11
S7597 [Cement Removal Osteotome, Long] Shaft Length: 24 cm Osteotome: 8 mm	12
S7540 [4.4 mm Drill]	13
S7545 [4.4 mm Drill Guide]	14
S7550 [6.4 mm Drill]	15
S7555 [6.4 mm Drill Guide]	16
S7560 [Straight Cement Removal Hook] Hook Curette: 10 mm	17
S7565 [Curved Cement Removal Hook] Hook Curette: 10 mm	18
S7570 [Cross Bar]	19
S7575 [7 mm T-Handle Conical Tap]	20
S7580 [9 mm T-Handle Conical Tap]	21
S7585 [Slotted Mallet]	22
9075 [Case Only]	



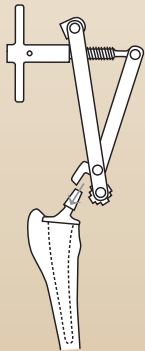
Conical Tap & Mallet



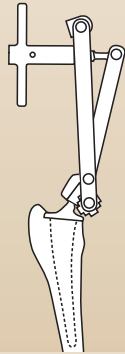
Universal Modular Femoral Hip Component Extractor

Helps remove a femoral hip stem after the modular head has been removed

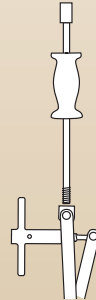
Designed to clamp onto the taper of a femoral hip stem after the modular head has been removed. The extractor is equipped with a swivel block for attachment of a slap hammer. The swivel block helps keep the slap hammer in line with the angle of the femoral stem. Includes standard slap hammer, #3925.




The extractor is opened to accommodate any size taper on a modular head total hip stem.



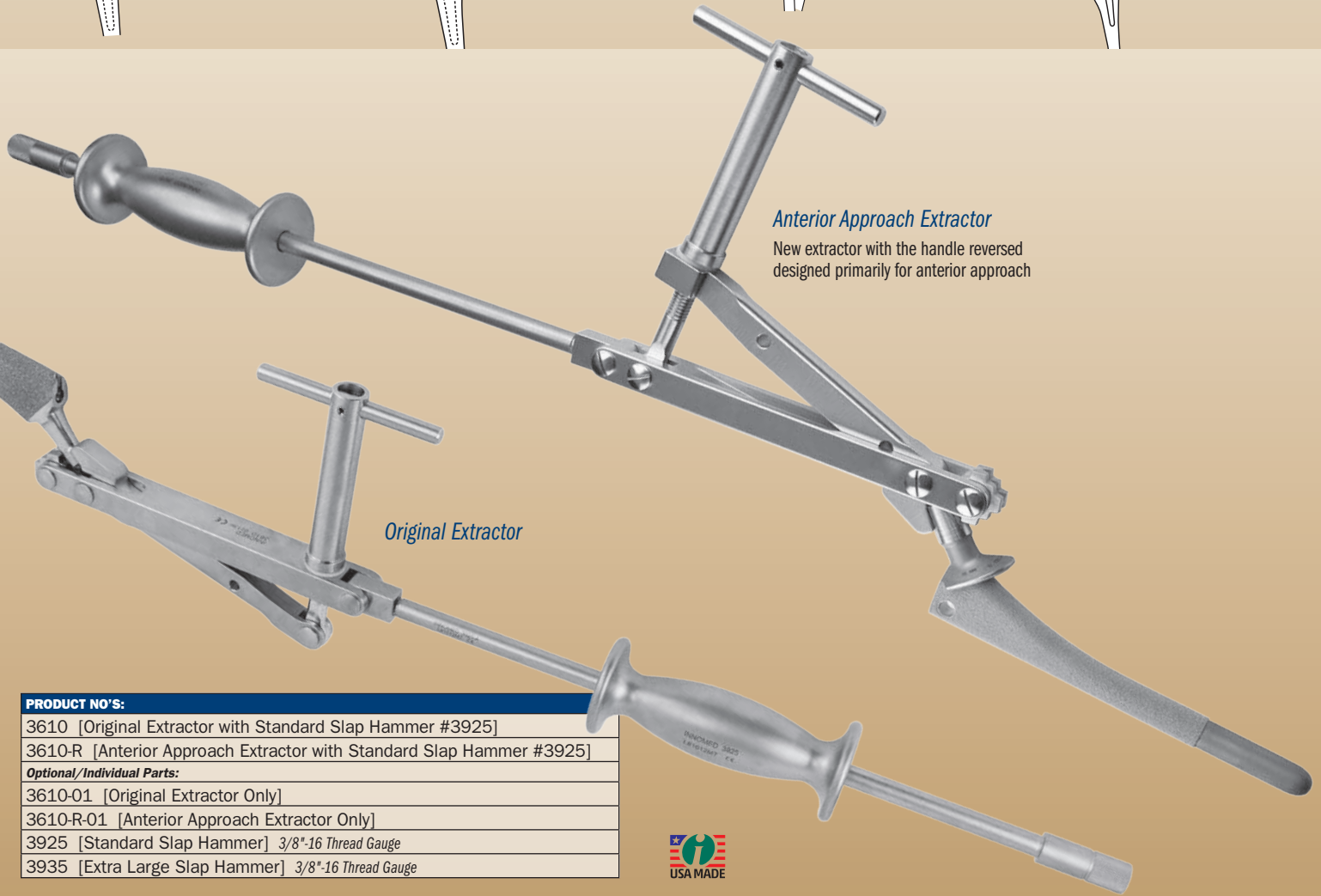
The taper is clamped between the rotating block and the taper anvil. Tightening the "T" handle holds a stem taper in place.



The slap hammer is screwed into the swivel block. The slap hammer can be aligned with the stem utilizing the swivel block.



Extraction is carried out by the slap hammer or by utilizing a mallet on the hammer flares of the slap hammer.



Anterior Approach Extractor

New extractor with the handle reversed designed primarily for anterior approach

Original Extractor

PRODUCT NO'S:

3610 [Original Extractor with Standard Slap Hammer #3925]

3610-R [Anterior Approach Extractor with Standard Slap Hammer #3925]

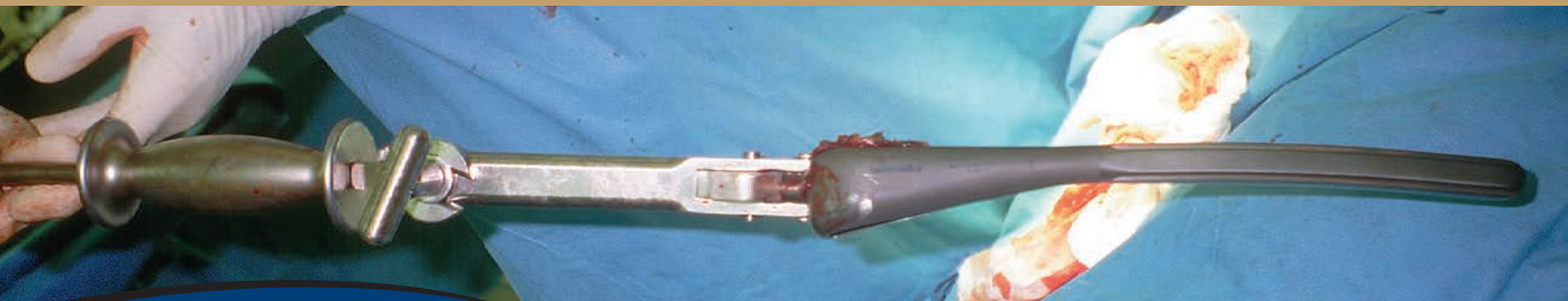
Optional/Individual Parts:

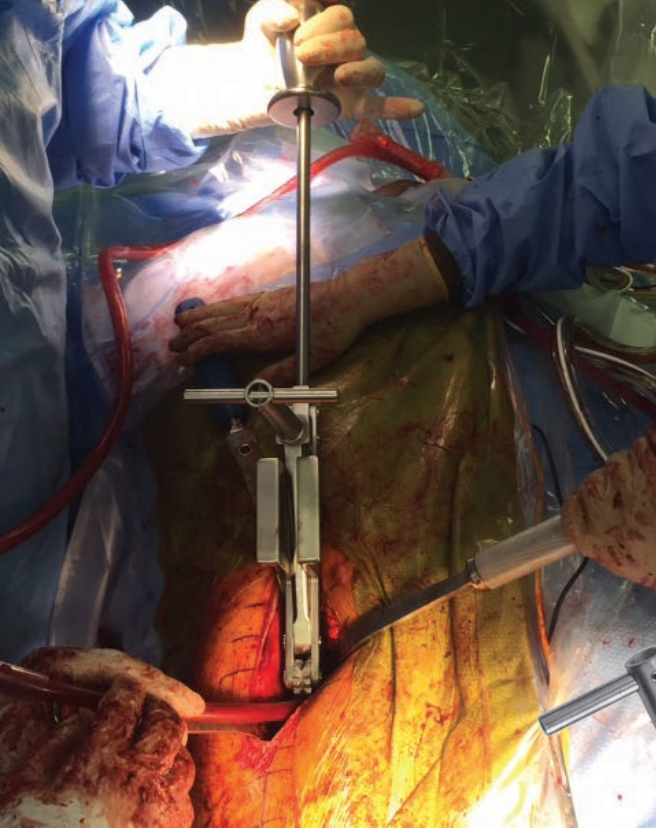
3610-01 [Original Extractor Only]

3610-R-01 [Anterior Approach Extractor Only]

3925 [Standard Slap Hammer] 3/8"-16 Thread Gauge

3935 [Extra Large Slap Hammer] 3/8"-16 Thread Gauge





Heck Anterior Modular Hip Component Extractor with Strikeplate

Designed by David Heck, MD

Strikeplate provides additional help to remove a femoral hip stem

In this process of placing the extractor over the neck and tightening the locking screw, the upper flange surface of the strikeplate can be hit to help engagement. The inferior flange surface of the strikeplate can be hit in a vertical fashion when the femoral component is particularly well engaged. The extractor is equipped with a swivel block for attachment of a slap hammer. The swivel block helps keep the slap hammer in line with the angle of the femoral stem. Includes standard slap hammer, #3925.

New!

Strikeplate



PRODUCT NO'S:	
3611	[Extractor w/Std. Slap Hammer #3925]
Optional/Individual Parts:	
3611-01	[Extractor Only]
3925	[Standard Slap Hammer] 3/8"-16 Thread Gauge
3935	[Extra Large Slap Hammer] 3/8"-16 Thread Gauge



Loop Extractor



J-Hook Extractor



One-Piece Extractor



Femoral Extraction Instruments

Designed to help remove various types of femoral implants

PRODUCT NO'S:	
S1202	[Loop Extractor with Standard Slap Hammer]
S1202-01	[Loop Extractor Only] Overall Length: 6.5" (16,5 cm)
S1203	[J-Hook Stem Extractor with Standard Slap Hammer]
S1203-01	[J-Hook Stem Extractor Only] Overall Length: 4.75" (12,1 cm)
S1204	[One-Piece Stem Extractor with Standard Slap Hammer]
S1204-01	[One-Piece Stem Extractor Only] Overall Length: 4.125" (10,5 cm)
3925	[Standard Slap Hammer] 3/8"-16 Thread Gauge
3935	[Extra Large Slap Hammer] 3/8"-16 Thread Gauge



Whelan Hip Stem Extractor

Designed by E. J. Whelan, III, MD

Designed to lock onto and remove a femoral hip stem after the modular head has been removed

Extraction normally requires two bolts to be used to clamp onto, tighten, and extract the component. Four bolt holes, distributed evenly around the stem extractor, allow the surgeon to choose which holes will offer optimal access for placing and tightening the bolts.

New!

PRODUCT NO'S:	
4175-00	[Complete Set]
Individual/Replacement Parts:	
4175-01	[Stem Extractor 13.5 mm]
4175-W	[Stem Extractor Wrench]
4175-03	[Replacement Bolts] Pair
3925	[Standard Slap Hammer] 3/8"-16 Thread Gauge



Set Includes:
Stem Extractor, Wrench, (4) Bolts, Standard Slap Hammer


Whelan Extractor Strike Plate Attachment

A slap hammer alternate for extraction help

After attaching the unit to the extractor using the replaceable screw, the strike plate can be struck with the full force of a mallet to assist with component extraction.

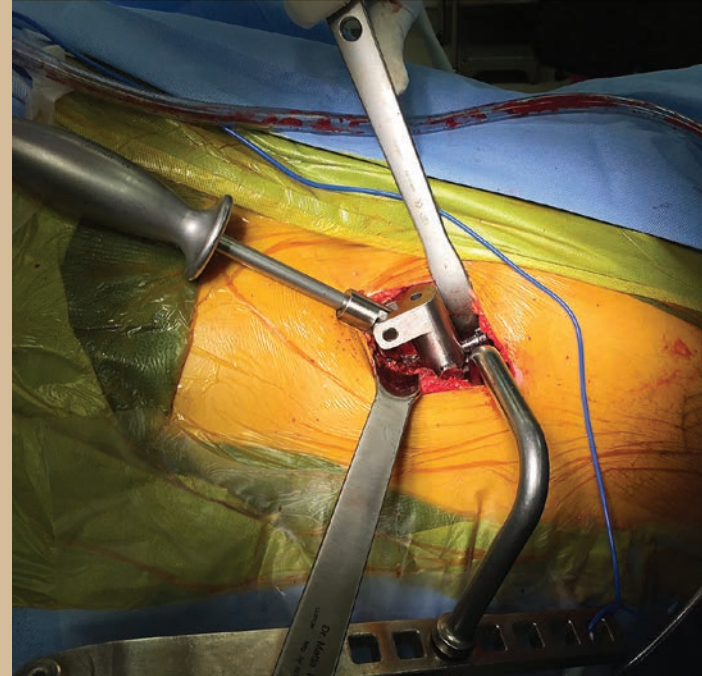
PRODUCT NO'S:	
3605-00	[Attachment Set]
Individual/Replacement Parts:	
3605-01	[Strike Plate Unit Only] Overall Length: 16" (40,6 cm) Platform Size: 2" x 2" (5,1 cm x 5,1 cm)
3605-02	[Screws] Pair

Designed by E. J. Whelan, III, MD



New!

Strike Plate Attachment




Offset Punches

Helps in the removal of hip stems

Used to help remove a hip prosthesis stem via a window in the shaft of the femur. Two sizes of offsets allow the punches to be used to tap on a distal portion of the hip stem, after a window has been made in the femur below the tip of the stem.

PRODUCT NO'S:	
5125-02	[Large Offset] Overall Length: 11" (27,9 cm) Punch End Offset: 32 mm Punch End Diameter: 7 mm
5125-01	[Small Offset] Overall Length: 11" (27,9 cm) Punch End Offset: 13 mm Punch End Diameter: 7 mm



Long Jaw Needle Nose Pliers

PRODUCT NO:

1833
 Overall Length: 7" (17,8 cm)
 Jaw Length: 2.25" (5,7 cm)
 Jaw Width Tapered from: 8 mm to 1.5 mm
 Jaw Height Tapered from: 12 mm to 2.5 mm

MADE EXCLUSIVELY
 FOR INNOMED IN
 GERMANY



Delrin Insert Pliers
 Designed to grasp an implant for adjustment without marring the implant surface

PRODUCT NO'S:

2025
 Overall Length: 8" (20,3 cm)
 2025-03 [Replacement Insert]
 Includes top and bottom delrin jaws, two screws and a hex wrench




Screw/Pin Removal Locking Pliers

Unique jaw designed to solidly grip and clamp onto screw for removal

PRODUCT NO:

S0142
 Overall Length: 8" (20,3 cm)
 Jaw Width: 4.5 mm





Screw Removal Pliers

Jaw designed to grasp onto a screw or screw head to help in removal



PRODUCT NO:
2020
Overall Length: 8 (20,3 cm)



Designed to help remove a variety of screws—solid and cannulated: stripped hex screws, buried screws, partial screws with broken screw heads



Screw Extractors

Unique thread design accommodates removal of stripped screws. The instrument "locks" into the screw head and allows removal once engaged. Designed to be used in a counter-clockwise direction.



Trephines

Designed to fit over submerged screws for extraction with minimal bone loss. Extraction is enhanced by the unique tooth design. Designed to be used in a counter-clockwise direction.



Hex Drivers

Solid shaft in all standard hex sizes.



Cannulated Hex Drivers

Four sizes with a cannulated shaft for easier removal of buried screws.



Universal Extractor

Designed to remove screws with heads partially or completely missing. The cone shaped head fully engages the remaining screw and optimizes the force needed for removal. The bolt is disposable and locks into place using a unique thread design. Designed to be used in a counter-clockwise direction.



Screwdrivers

Standard cruciform screwdrivers in large, small, and mini, and single slot.



Cannulated Drive Extension

Used when a longer instrument shaft is desired.

Universal Screw Removal Instrument System




The drive end (A/O) is designed for easy and quick engagement with the universal instrument handle.

PRODUCT NO'S:	
S0010-00	[Complete System with Case]
<i>Individual/Replacement Parts</i>	
S0113	[Universal 4" (10,2 cm) Handle]
S0128	[1.5 mm Screw Extractor]
S0116	[2.5 mm Screw Extractor]
S0130	[3.5 mm Screw Extractor]
S0117	[1.5 mm Hex Driver]
S0114	[2.5 mm Hex Driver]
S0115	[3.5 mm Hex Driver]
S0132	[4.0 mm Hex Driver]
S0133	[5.0 mm Hex Driver]
S0136	[2.5 mm Cannulated Hex Driver]
S0137	[3.5 mm Cannulated Hex Driver]
S0138	[4.0 mm Cannulated Hex Driver]
S0139	[5.0 mm Cannulated Hex Driver]
S0118	[Large Cruciform Screwdriver]
S0119	[Small Cruciform Screwdriver]
S0141	[Mini Cruciform Screwdriver]
S0120	[Single Slot Screwdriver]
S0121	[2.2 mm Trephine]
S0122	[3.2 mm Trephine]
S0123	[4.2 mm Trephine]
S0124	[4.7 mm Trephine]
S0125	[7.2 mm Trephine]
S0127	[Universal Extractor – Shaft Only]
S0127-01	[Large Extraction Bolt Body]
S0127-03	[Small Extraction Bolt Body]
S0127-04	[Extractor Wrench]
S0129	[Pick]
S0140	[Cannulated Drive Extension]
9017	[Screw Removal Case Only]
<i>Case Dimensions: 20" x 9.25" (50,8 cm x 23,5 cm)</i>	



Push button Quick-connect release mechanism



Ergonomic, modular handle with two connection points allows for both straight and T-handle orientations




Extractor Wrench

Universal Instrument Handle

The single handle allows the surgeon to decide which direction is most efficient and comfortable. The quick-connect release mechanism allows for quick interoperative exchange.

Pick

Used to remove fragments and bone or tissue from screw head.



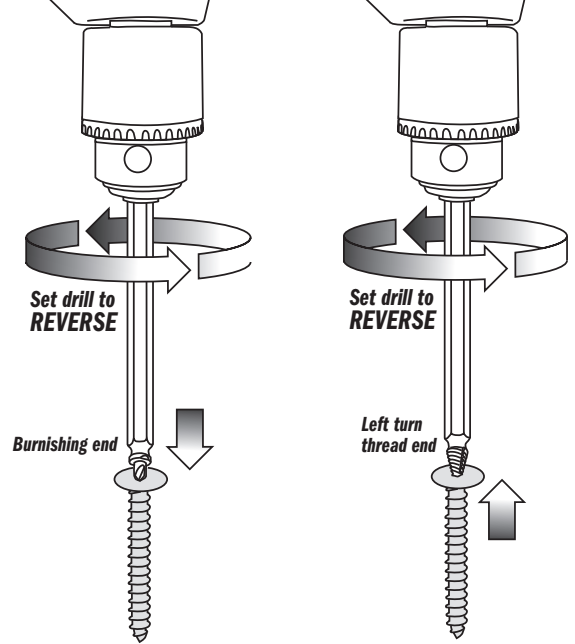
Screw Extractor Set

Designed to help remove screws with stripped or damaged heads

PRODUCT NO:
7250-00 [Set with Case]
7250-01 [2.5 mm] Overall Length: 6" (15,2 cm)
7250-02 [3.5 mm] Overall Length: 6" (15,2 cm)
7250-03 [6.5 mm] Overall Length: 6" (15,2 cm)



- ▶ Extractors must be used with drill in reverse.
- ▶ Screw head is reamed with burnishing end, and is then removed with the left turn thread end.
- ▶ Care must be taken to burnish no more than 1/16" (1.6 mm) deep, as burnishing too deep can weaken the screw head.




Cheng Screw Removal and Bone Trepine Set

Designed by Edward Cheng, MD



PRODUCT NO'S:
1426-00 [Complete Set with Case]
Includes:
1426-01 [Small Trepine] 5 mm Internal Diameter Overall Length: 7.125" (18,1 cm)
1426-02 [Medium Trepine] 6.5 mm Internal Diam. Overall Length: 7.125" (18,1 cm)
1426-03 [Large Trepine] 8 mm Internal Diameter Overall Length: 7.125" (18,1 cm)
1426-04 [Handle Assembly] Dimensions: 4" x 2" (10,2 cm x 5,1 cm)
1025 [Sterilization Case]
Replacement Part:
1425-14-B-COMP [Handle Retaining Screw]



For Screw Removal

The trephine ends are designed to fit over embedded screws for extraction with minimal bone loss. Three sizes available – internal diameters of 5 mm, 6.5 mm, and 8 mm. The T-Handle allows for precise, controlled use.

For Core Bone Sampling


Cannulated handle and trephines allow use of a standard 1.6 mm (.062") threaded K-wire to help facilitate grasping and removal of a core bone sample for biopsy or core decompression. Variety of core diameters – 5 mm, 6.5 mm, and 8 mm – yields bone samples of sufficient size for pathology.

Craig-Type Extractor Set

Designed to firmly tighten circumferentially around a wire, pin, broken screw, etc. for removal – especially helpful for the removal of threaded pins

- ▶ Removes pins & screws up to 5 mm (.2") diameter and wires as small as .8 mm (1/32") diameter
- ▶ Two cross-handle insert rods give strong leverage for locking the collet securely onto the pin
- ▶ Five interchangeable collets for various grasping capacities
- ▶ Slap hammer included

PRODUCT NO:
1215-00
Includes Sterilization Case



Set includes:

- (1) handle draw bar,
- (1) closing sleeve with hand wheel,
- (5) collets (1 mm to 5 mm),
- (2) cross-handle insert rods,
- (1) slap hammer,
- (1) sterilization case



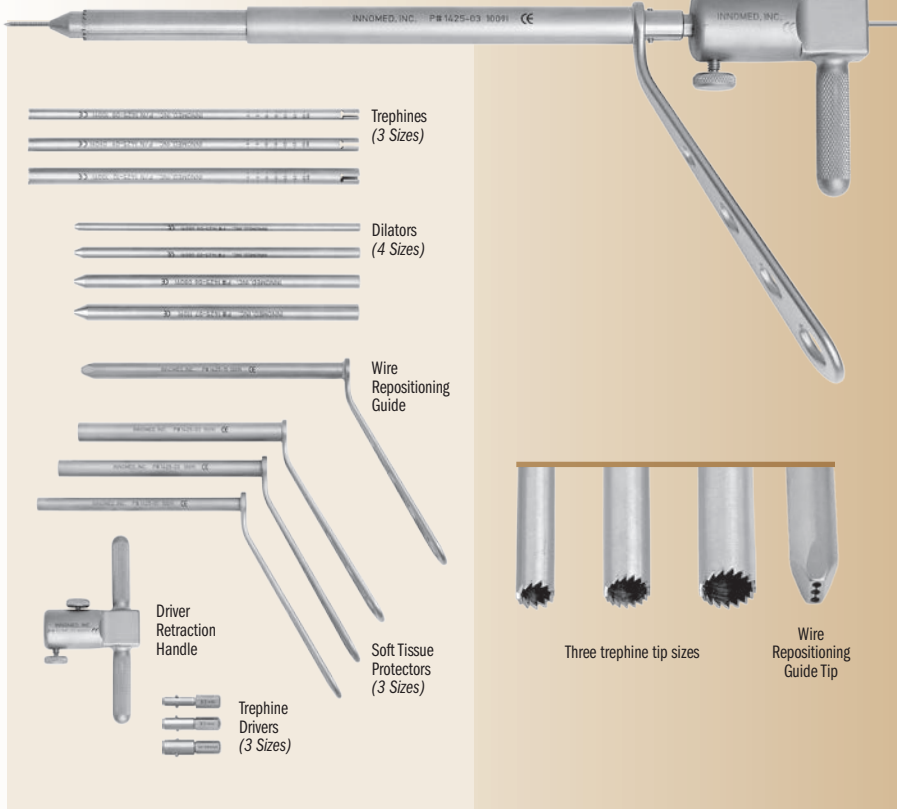
Cheng Biopsy Trepine System

Designed by Edward Cheng, MD

Using a threaded K-wire facilitates grasping and removal of a core bone sample for biopsy or core decompression

Designed for use with a standard 1.6 mm (.062") threaded K-wire (not included).

- ▶ Allows use of trephine at oblique angles to bone surface by using an anchoring K-wire and cannulated trephine
- ▶ Avoids "skipping" of trephine teeth on bone surface
- ▶ Facilitates optimal approach angle and direction of trephine
- ▶ Variety of core diameters yields bone samples of sufficient size for pathology
- ▶ Adapters allow for use of a power drill
- ▶ Minimally invasive – soft tissue sleeve protects surrounding structures and tissue
- ▶ Can also be used for bone graft harvesting
- ▶ Repositioning guide allows easy adjustment of targeting K-wire



Trephines
(3 Sizes)

Dilators
(4 Sizes)

Wire
Repositioning
Guide

Driver
Retraction
Handle

Trephine
Drivers
(3 Sizes)

Soft Tissue
Protectors
(3 Sizes)

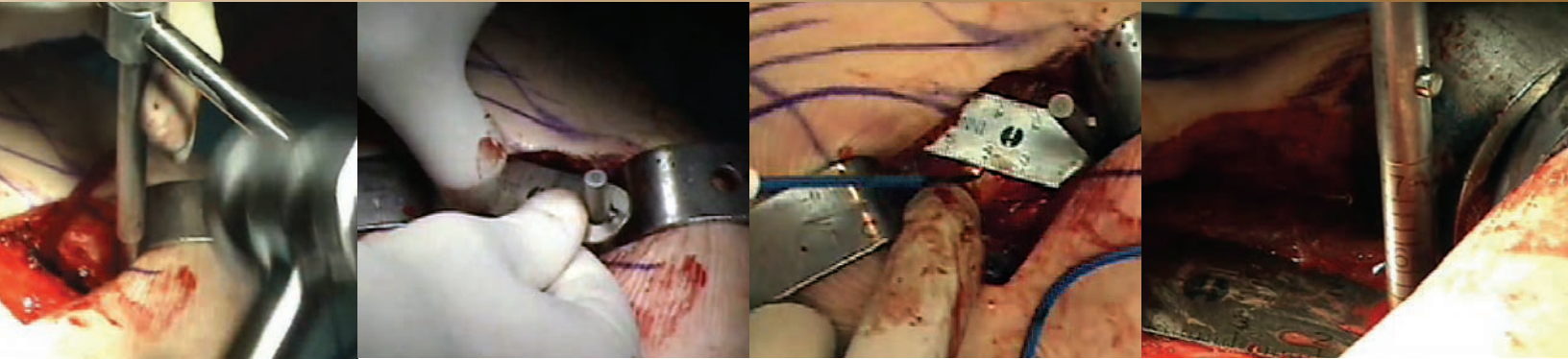


Three trephine tip sizes

Wire
Repositioning
Guide Tip

PRODUCT NO:

1425-00 [Complete Set]
Trepine Internal Diameters:
5 mm, 6,5 mm, 8 mm



Cannestra Hip Length Gauge


Designed by Vince Cannestra, MD

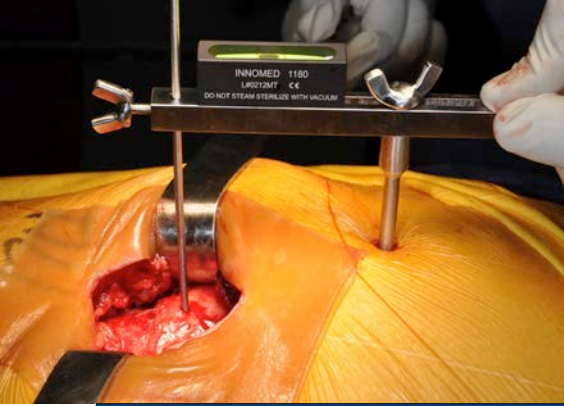
Helps determine leg length and hip offset in total hip arthroplasty, including minimally invasive techniques

Set consists of one Ruler, one Pin Inserter/Extractor Handle, one 100 mm Pin, one 130 mm Pin, and a sterilization case.

PRODUCT NO'S:
1327-00 [Set]
Replacement Parts:
1327-01 [Pin – 100 mm]
1327-02 [T-Handle] Dimensions: 8" x 5" (20,3 cm x 12,7 cm)
1327-03 [Ruler]
1327-04 [Pin – 130 mm]
1025 [Sterilization Case]

A detailed instruction brochure is available on our website.





New!

Llinas Leg Length & Lateral Offset Gauge


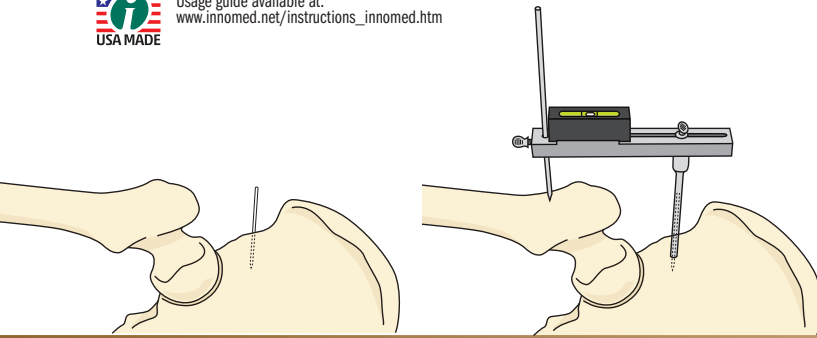
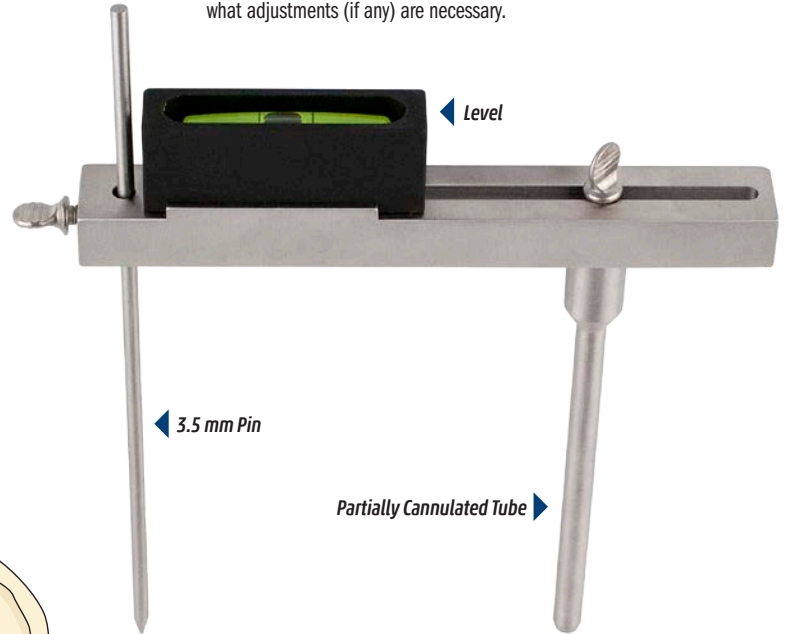
Designed by Adolfo Llinás, MD

Designed to help equalize the pre- and post-operative leg length/lateral hip offset

Used intra-operatively to establish measurements of both leg length and lateral hip offset. The measurements can then be used for verification, after femoral stem and head implantation but before final fixation, to help determine what adjustments (if any) are necessary.

PRODUCT NO'S:	
1133-00	[Set]
Set Includes:	
1133-01	[Llinas Length and Lateral Offset Gauge] Slider Bar Length: 5" (12,7 cm) Cannulated Tube Length: 3.95" (10 cm)
1180	[Sterilizable Level] Dimensions: 2" x .5" x .75" (5,1 cm x 1,3 cm x 1,9 cm)
1025	[Sterilizable Case]
Other Individual/Replacement Parts:	
1133-01-B	[Partially Cannulated Tube]
1133-01-C	[Standard 3.5 mm Measuring Pin]

Usage guide available at:
www.innomed.net/instructions_innomed.htm
 USA MADE



Llinas Vertical Offset Gauge

Designed by Adolfo Llinás, MD

Designed to help equalize the pre- and post-operative vertical hip offset

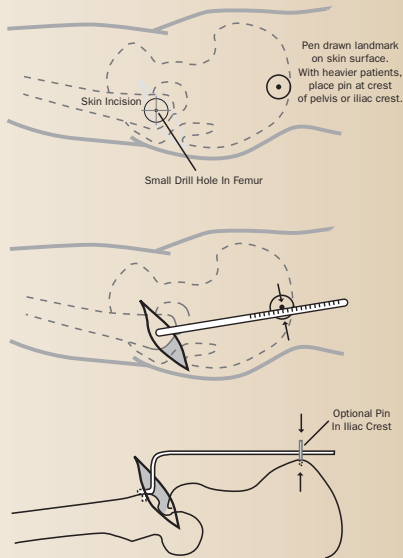
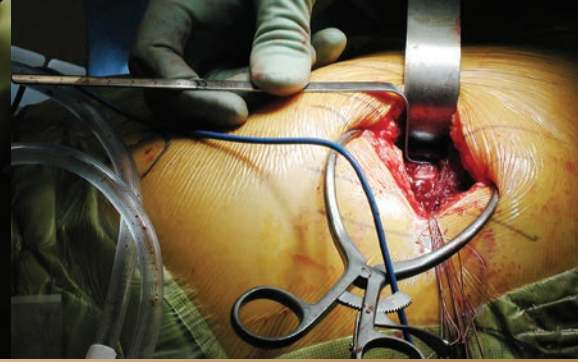
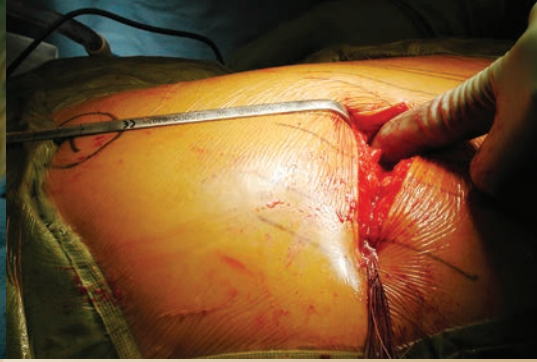
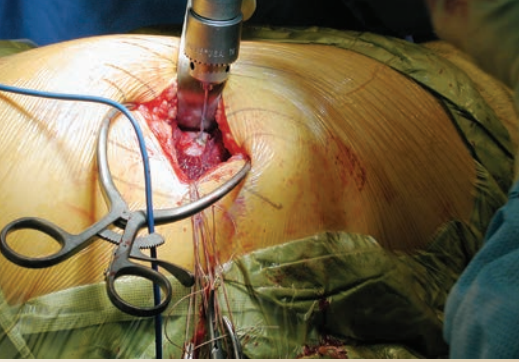
Used intra-operatively to help determine the vertical distance of offset (if any) between the rotational center of the femoral head and the top of the greater trochanter. The measurement can then be used for verification, after femoral stem and head implantation but before final fixation, to help determine what adjustments (if any) are necessary to equalize the pre- and post-operative rotational center-trochanteric offset.

PRODUCT NO:	
1133-02	[Llinas Vertical Offset Gauge] Overall Length: 17.25" (43,8 cm) Sliding Bevel Arm Lengths: 2.4" (6 cm) / 3.15" (8 cm)

USA MADE
 Usage guide available at:
www.innomed.net/instructions_innomed.htm

New!



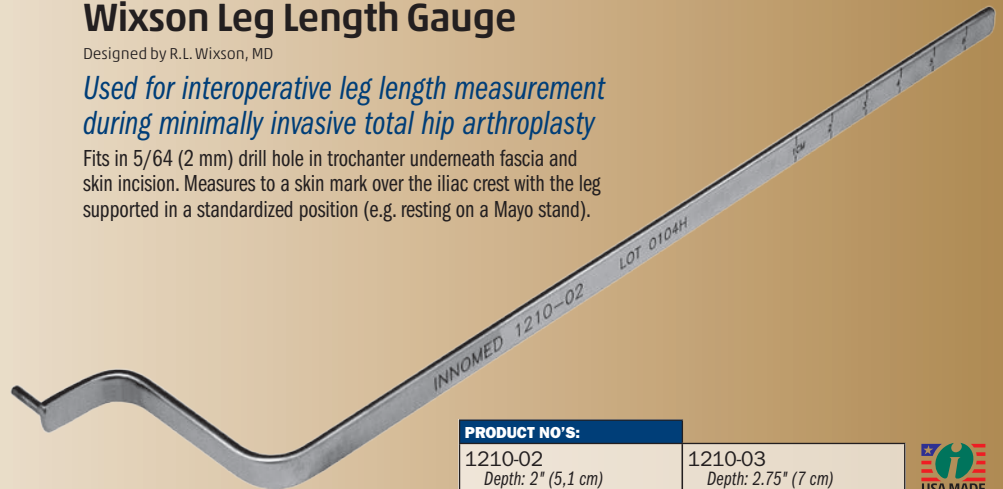


Wixson Leg Length Gauge

Designed by R.L. Wixson, MD

Used for interoperative leg length measurement during minimally invasive total hip arthroplasty

Fits in 5/64 (2 mm) drill hole in trochanter underneath fascia and skin incision. Measures to a skin mark over the iliac crest with the leg supported in a standardized position (e.g. resting on a Mayo stand).



PRODUCT NO'S:

1210-02

Depth: 2" (5,1 cm)

Overall Length: 8" (20,3 cm)

Length-to-bend: 7" (17,8 cm)

Pin Length: 10 mm

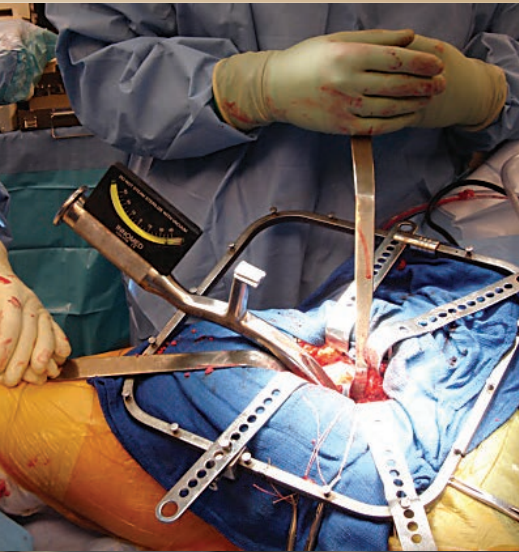
1210-03

Depth: 2.75" (7 cm)

Overall Length: 8" (20,3 cm)

Length-to-bend: 7" (17,8 cm)

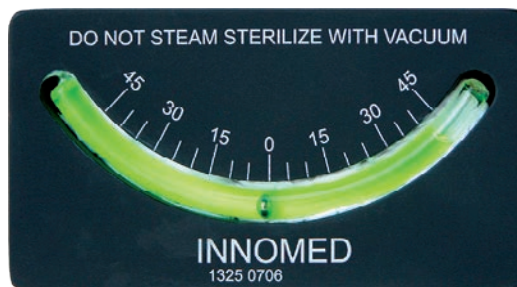
Pin Length: 10 mm



AccuAngle Indicator

Designed by S. David Stulberg, MD, A. Llinas, MD and J. Navas, MD

Helps to accurately predetermine angles for acetabular cup positioning and insertion



Now includes two magnets along the bottom for hands-free use

WARNING: Do not strike glass indicator tube.



Bottom Profile with Magnets

Calibrated from 0 to 45°, the indicator may be used on the reamer shaft, the trial cup shaft and the cup impactor shaft.

Designed to allow the surgeon to consistently and quickly achieve the desired component position during each step of acetabular preparation and component positioning: acetabular reaming, trial component positioning, and actual component insertion. Steam sterilizable without vacuum.

PRODUCT NO:

1325

Dimensions: 4" x 2" (10,2 cm x 5,1 cm)

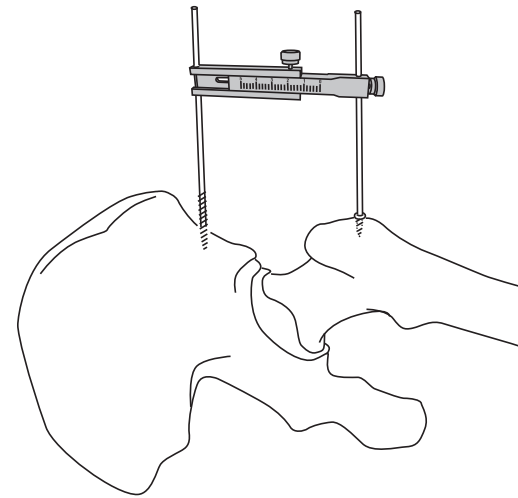
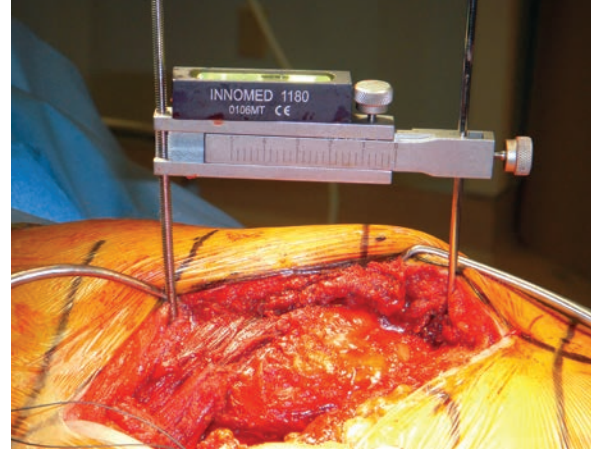



Leg Length Caliper

Designed by Michael Koonin, MD

Designed to help measure and evaluate pre- and post-THR leg length in conjunction with X-ray calibration and clinical judgement

Utilizes a 5/32" (4 mm) pin in the wound just proximal to the acetabulum and a 1/8" (3.2 mm) pin in the greater trochanter. (The soft tissue is cleared away and a single drill hole is made in the trochanter to accommodate the distal pin; the hole is marked with methylene blue so it can be easily found.) *Alternatively, a 7.3 mm cannulated screw that accepts a 3.2 mm pin may be used in the greater trochanter.* Using the sliding caliper, the difference in leg length measurement before hip dislocation and after the THR procedure helps show the change in leg length.



PRODUCT NO'S:	
1195 [Complete Set]	Includes: Caliper, Sterilizable Level, and Sterilization Case
Individual/Replacement Parts:	
1195-01 [Caliper Only]	Overall Length: 4.5"-6.5" (11,4 cm-16,5 cm)
1180 [Sterilizable Level Only]	Dimensions: 2" x .5" x .75" (5,1 cm x 1,3 cm x 1,9 cm)
1025 [Sterilization Case]	

Sterilizable Level included in Set




Helps to ensure the leg is in the same plane when initially putting the leg length caliper on and when reattaching the caliper.

Hurst Alpha Angle Tool

Designed by Jason M Hurst, MD

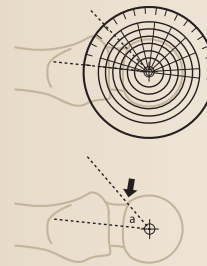
Used for the quick measurement of the alpha angle and lateral center-edge angle from both plain hip radiographs or digital images displayed on a computer monitor



PRODUCT NO:	
2018	Diameter: 4.5" (11,4 cm)



To measure the alpha angle from lateral radiographs

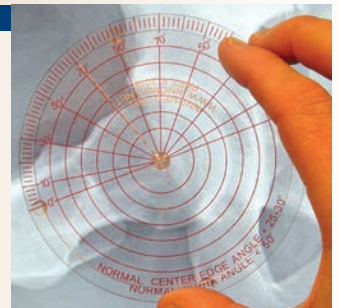


The device is held up to the computer monitor or light box with the center screw of the tool placed in the center of the femoral head. The concentric circles are used as a "perfect circle" reference for the femoral head so that the center screw can be placed in the absolute center.

The "0 degree line" is then placed down the center of the femoral neck.

The outer disc with the dashed line is then rotated until it first intersects with the region of femoral head asphericity—where the head begins to go "out of round."

The corresponding angle measurement is the representative alpha angle.



To measure the lateral center-edge angle from AP radiographs

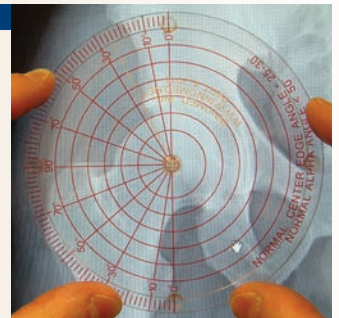


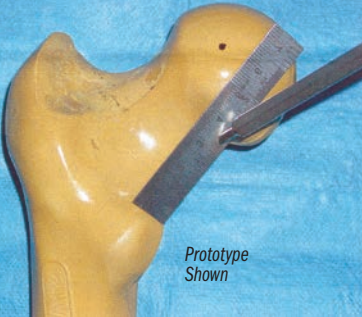
The center screw of the tool is placed in the center of the femoral head using the concentric circles to center the device.

The "0 degree line" is then directed vertically on the pelvis, with the 90 degree line parallel to the transischial line.

The outer disc with the dashed line is rotated until it intersects with the lateral edge of the acetabular rim.

The corresponding angle measurement is the representative lateral center-edge angle.





Prototype Shown

Ruler with 45° Angle Handle

Designed by Richard A. Sanders, MD


Useful for measuring distances in small deep incisions

Ideal for measuring the distance from the lesser trochanter to the center of the trial femoral head during femoral sizing.



PRODUCT NO:

1430
 Handle Length: 5" (12,7 cm)
 Ruler Dimensions: 2.5" x .5" (6,4 cm x 1,3 cm)



Ruler with Right Angle Handle

Designed to be used to measure the femoral head/neck length

Very helpful in minimally invasive surgery.

PRODUCT NO:

1450
 Handle Length: 4.25" (10,8 cm)
 Ruler Dimensions: 2.5" x .5" (6,4 cm x 1,3 cm)



Lombardi Self-holding X-ray Magnification Marker

Designed by Adolph Lombardi, MD

Helps to remove the variable of X-Ray magnification factor from the process of Orthopedic templating

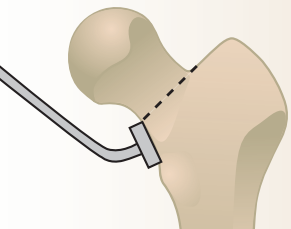
Fully positionable, this orthopedic X-Ray calibration and marking device features a 1" (25.4 mm) stainless steel ball which, when properly positioned at bone level on a precise anatomical plane, will be this exact size when viewed from all angles, allowing it to be used as a calibration marker in surgical planning software applications, helping to gauge the size of other components on that plane. This helps establish precise anatomical measurement.



The flexible, adjustable arm can help reduce patient (and technologist) embarrassment or discomfort when it is required to be positioned in a sensitive area such as the inner thigh.


PRODUCT NO:

2672
 Base Dimensions: 11" x 5.25" (27,9 cm x 13,3 cm)
 Post Height: 7" (17,8 cm)
 Arm Maximum Length: 13" (33 cm)



PRODUCT NO'S:

Overall Length: 6.5" (16,5 cm)
4555 Block Dimensions: 5 x 10 mm
4560 Block Dimensions: 10 x 10 mm
4565 Block Dimensions: 10 x 15 mm
4570 Block Dimensions: 10 x 20 mm
4575 Block Dimensions: 10 x 25 mm



Sanders Femoral Neck Cutting Blocks

Designed by Richard A. Sanders, MD


Designed to help with the accurate placement of the femoral neck osteotomy in total hip surgery

Used to measure the distance from the proximal end of the lesser trochanter to the level of the femoral neck osteotomy. The desired level of the femoral neck osteotomy is determined by preoperative planning. The exact level of the femoral osteotomy helps with leg length, either maintaining equal leg length or correcting leg length discrepancies.



Bone Depth Gauge

PRODUCT NO:
8015
Overall Length: 7.625" (19,4 cm)
Scale: From 0 to 48 mm




Radiopaque Goniometers

Designed for Angle Determination

Transparent to X-ray—only white radiopaque markings show for easy reading. Used to check for X-ray distortion.

Ethylene Oxide Sterilize Only.

PRODUCT NO'S:
2000 [Set of 3]
2005 [Finger-size] Overall Length: 5" (12,7 cm)
2010 [Medium] Overall length: 8" (20,3 cm)
2015 [Large] Overall length: 14" (35,6 cm)



Sterilizable Level

Steam sterilizable for use in surgery

Helpful in hip surgery to ensure the leg is in the same position when checking leg length.

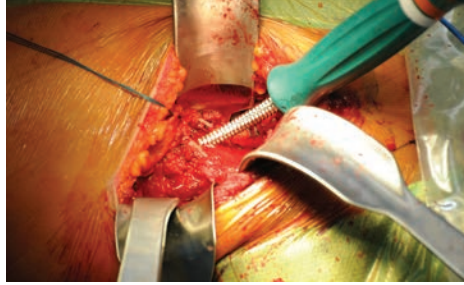
PRODUCT NO:
1180
Dimensions: 2" x .5" x .75" (5,1 cm x 1,3 cm x 1,9 cm)



Unger Canal Finder Rasps

Designed by Anthony Unger, MD

Designed to help shape the femoral canal after reaming



PRODUCT NO'S:

3004 [Straight]
Overall Length: 11" (27.9 cm)
Handle Length: 5" (12.7 cm)


3004-01 [Curved]
Overall Length: 11" (27.9 cm)
Handle Length: 5" (12.7 cm)



Modified T-Handle Femoral Canal Finder Rasp

PRODUCT NO:

4989 [Modified Rasp]
Overall Length: 9" (22.9 cm)



**MODIFIED DESIGN
Underside Rasp**

*Rasp on curve underside and sides,
smooth on topside*

Rockowitz T-Handle Femoral Canal Finder Rasp

Designed by Neal L. Rockowitz, MD

Designed to sound the femoral canal prior to stem broaching, especially useful to help start the broach path during the direct anterior approach

PRODUCT NO:

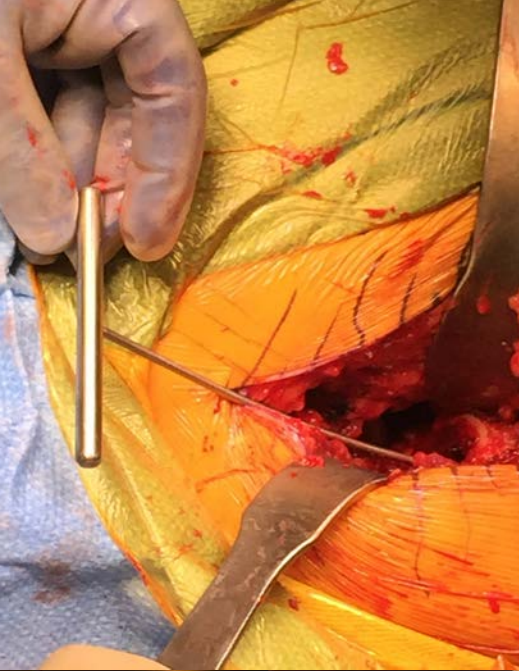
4990 [Rockowitz Rasp]
Overall Length: 9" (22.9 cm)



**ORIGINAL
DR. ROCKOWITZ DESIGN
Topside Rasp**

*Rasp on curve topside and sides,
smooth on underside*






Powers Femoral Sounds Designed by Mark Powers, MD

Allows the surgeon to gently identify the canal of a long bone as well as its width (isthmus) prior to inserting a device

Particularly useful for the anterior approach to the hip. Helps identify intraoperative occult fractures. Properly identifying the medullary canal before broaching helps minimize possible intraoperative fractures.



New!



PRODUCT NO'S:	
4189-00	[Set of 5]
Also available individually:	
4189-06	[6 mm] Overall Length: 14.25" (36,2 cm) Handle Length: 3.5" (8,9 cm)
4189-08	[8 mm] Overall Length: 14.25" (36,2 cm) Handle Length: 3.5" (8,9 cm)
4189-10	[10 mm] Overall Length: 14.25" (36,2 cm) Handle Length: 3.5" (8,9 cm)
4189-12	[12 mm] Overall Length: 14.25" (36,2 cm) Handle Length: 3.5" (8,9 cm)
4189-14	[14 mm] Overall Length: 14.25" (36,2 cm) Handle Length: 3.5" (8,9 cm)



Large Bone Curettes



PRODUCT NO'S:	
5160	[Set of 1 each including Case]
<i>Individual Instrument Dimensions:</i> Overall Length: 15" (38,1 cm) Handle Length: 4.5" (11,4 cm)	
5160-01	[Angled Small] Curette End: 10 mm X 18 mm
5160-02	[Straight Small] Curette End: 10 mm X 18 mm
5160-03	[Angled Medium] Curette End: 10 mm X 24 mm
5160-04	[Angled Large] Curette End: 24 mm X 24 mm
5160-05	[Straight Medium] Curette End: 10 mm X 24 mm



Large 24 mm x 24 mm	Medium 10 mm x 24 mm	Small 10 mm x 18 mm
------------------------------	-------------------------------	------------------------------

Curette Ends at Actual Size

The contoured handle is designed to keep the curette from slipping in the surgeon's hand and for better control. The Angled Large Curette is designed for use in the acetabulum or exposed bone. The 10.5" (26,7 cm) shaft is 5/16" (8 mm) in diameter and has a contoured handle.

Designed with a 5/16" (8 mm) diameter shaft allowing better visualization into the medullary canal

Wagner Osteotome Handle

Designed by Russell Wagner, MD

Handle is designed for easier gripping, rotational control, and use with a mallet with a standard 1/4" Lambotte osteotome

New!

PRODUCT NO'S:	
5348 [Handle Only]	Overall Length: 5.5" (14 cm)
5348-01 [1/4" Osteotome Only]	Overall Length: 8.875" (22,5 cm)



Mueller Style Hip Instruments

PRODUCT NO:	
6865-01 [Flat Blade Osteotome]	Overall Length: 11.125" (28,3 cm) Osteotome Width: 20 mm
6865-02 [Femoral Head Dislocation Lever]	Overall Length: 11.375" (23,8 cm) Scoop Dimensions: 25 mm x 57 mm
6865-03 [Narrow Curved Osteotome]	Overall Length: 12" (30,5 cm) Osteotome Width: 9 mm
6865-04 [Wide Curved Osteotome]	Overall Length: 12" (30,5 cm) Osteotome Width: 16 mm
6865-05 [Swan Neck Curved Gouge]	Overall Length: 12" (30,5 cm) Gouge Width: 23 mm
5350-CB [Cross Bar]	



Ring Curettes

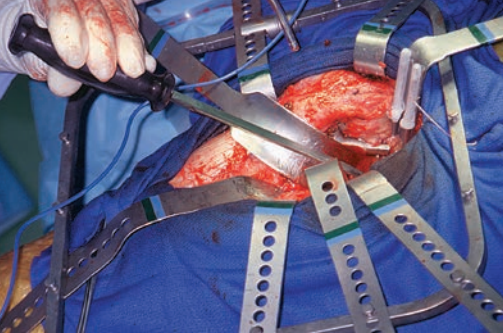


PRODUCT NO'S:		
Straight Shaft Overall Length: 8.75" (22,2 cm)		
5150 [3 mm, Straight]	5152 [6 mm, Straight]	5154 [8 mm, Straight]
Ring Diameter: 3 mm	Ring Diameter: 6 mm	Ring Diameter: 8 mm



PRODUCT NO'S:		
Bent Shaft Overall Length: 8.625" (21,9 cm)		
5156 [3 mm, Bent]	5157 [6 mm, Bent]	5158 [8 mm, Bent]
Ring Diameter: 3 mm	Ring Diameter: 6 mm	Ring Diameter: 8 mm






Lambotte Osteotomes with Handle

Designed by John Cherf, MD

Designed with a handle for better control, which helps reduce rotation of the osteotome during use. The handle also provides a larger striking area for use with a mallet. The osteotome shafts are manufactured with stainless steel and are available both straight and curved.

Handle allows for better control, reducing rotation during use



PRODUCT NO'S:

5250-01 [Straight] Blade Width: .25" (6.3 mm) Overall Length: 13" (32.8 cm) Handle Length: 4.5" (11.4 cm)	5260-01 [Curved] Blade Width: .25" (6.3 mm) Overall Length: 13" (32.8 cm) Handle Length: 4.5" (11.4 cm)
--	--

Modified Lambotte Osteotomes

Designed with a striking platform, plus a cross-bar hole to help control rotational stability and assist with removal

Six (6) sizes available, from 1/4" to 1-1/2" in 1/4" increments.

Cross-bar and case included in complete set. Two smallest sizes have an 1/8" hole in which an 1/8" pin can be used as a cross bar (not included).

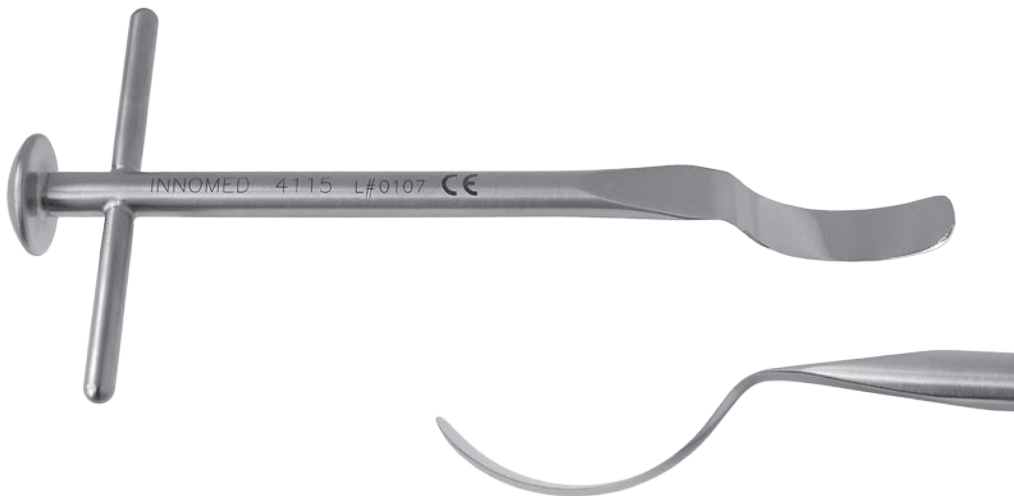
PRODUCT NO'S:

5350-00 [Set w/Case]



Also Available Individually:

5350-25 [1/4" (6.4 mm)] Overall Length: 9" (22.9 cm) Osteotome Width: .25" (6.35 mm)	5350-100 [1" (25.4 mm)] Overall Length: 9" (22.9 cm) Osteotome Width: 1" (25.4 mm)
5350-50 [1/2" (12.7 mm)] Overall Length: 9" (22.9 cm) Osteotome Width: .5" (12.7 mm)	5350-125 [1-1/4" (31.8 mm)] Overall Length: 9" (22.9 cm) Osteotome Width: 1.25" (31.75 mm)
5350-75 [3/4" (19 mm)] Overall Length: 9" (22.9 cm) Osteotome Width: .75" (19 mm)	5350-150 [1-1/2" (38.1 mm)] Overall Length: 9" (22.9 cm) Osteotome Width: 1.5" (38.1 mm)
5350-CB [Cross Bar]	5350-CASE [Case]



Mongold Capsule Knife

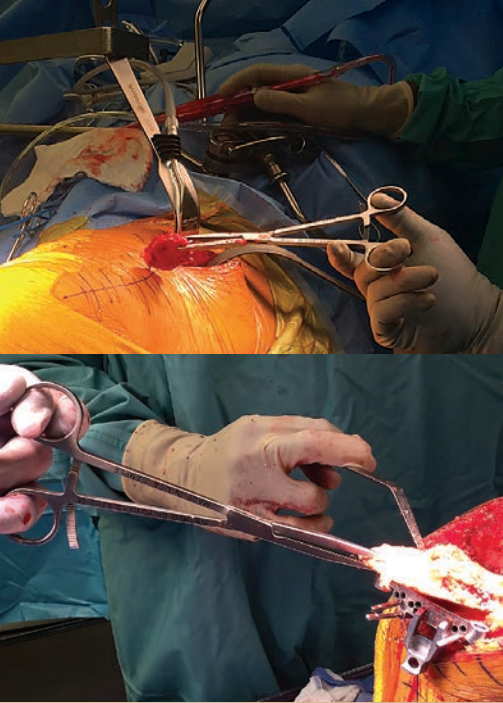
Designed by Evie Mongold, MD

Designed to reach behind the femoral head to release the capsule ligament

PRODUCT NO:

4115 Overall Length: 7.75" (19.7 cm) Blade Diameter: 2" (5.1 cm) Blade Width: .5" (1.3 cm)

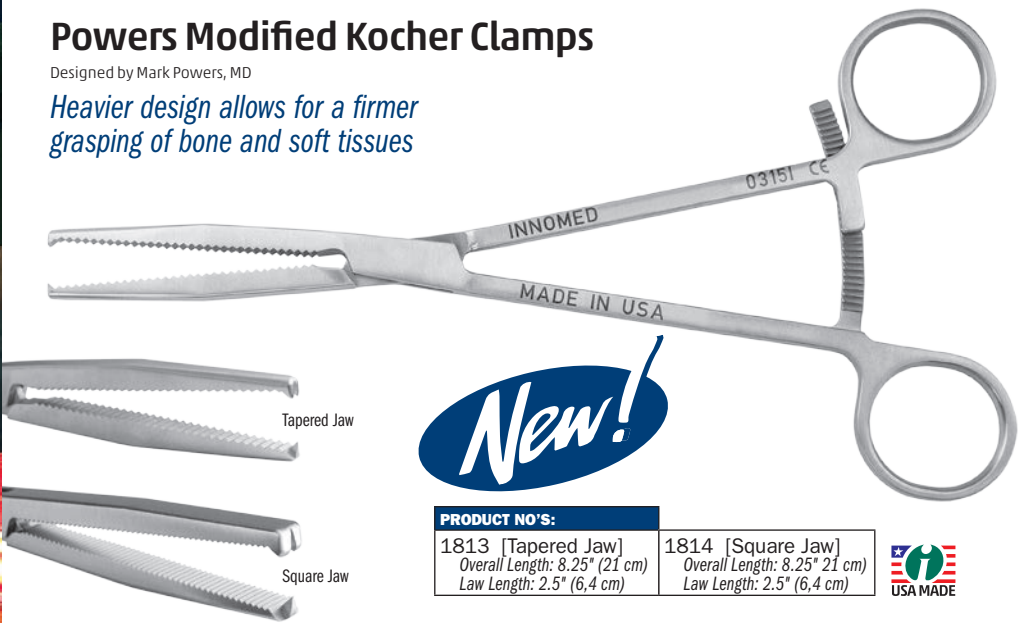




Powers Modified Kocher Clamps

Designed by Mark Powers, MD

Heavier design allows for a firmer grasping of bone and soft tissues



New!

PRODUCT NO'S:	
1813 [Tapered Jaw] Overall Length: 8.25" (21 cm) Law Length: 2.5" (6,4 cm)	1814 [Square Jaw] Overall Length: 8.25" (21 cm) Law Length: 2.5" (6,4 cm)

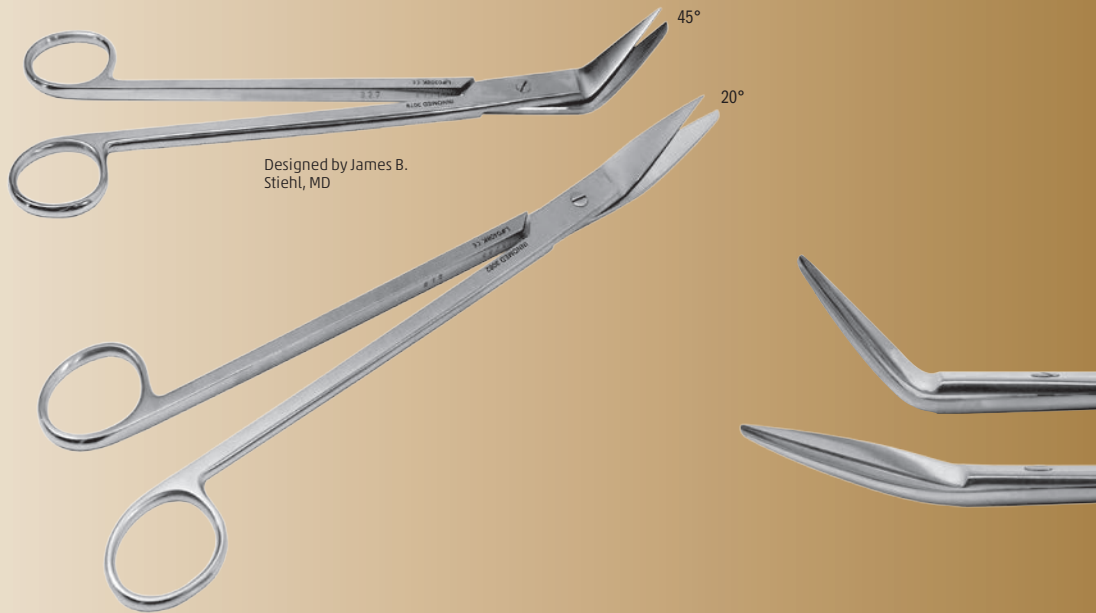


Angled Capsule Scissors

Angled scissors allow a greater range of capsular access

PRODUCT NO'S:
3079 [45°] Overall Length: 9.5" (24,1 cm) Scissor Angle: 45°
3082 [20°] Overall Length: 10" (25,4 cm) Scissor Angle: 20°

MADE EXCLUSIVELY FOR INNOMED IN GERMANY



Extra Long Grasper

Designed for reaching deep into the medullary canal

PRODUCT NO:
1782 Overall Length: 18.5" (47 cm)





Shark Tooth Jaw




Saw Tooth Jaw

Cartilage Graspers

Helps to grasp and hold cartilage, tendons, soft tissues and loose bodies

Shaft allows for use in narrow spaces.

Shark Tooth Jaw with 8" (20,3 cm) Shaft.



Shark Tooth Jaw with 5" (12,7 cm) Shaft.



Saw Tooth Jaw with 6" (15,2 cm) Shaft.

PRODUCT NO:
1785 [Saw Teeth]
Shaft Length: 6" (15,2 cm)
Overall Length: 9.25" (23,5 cm)

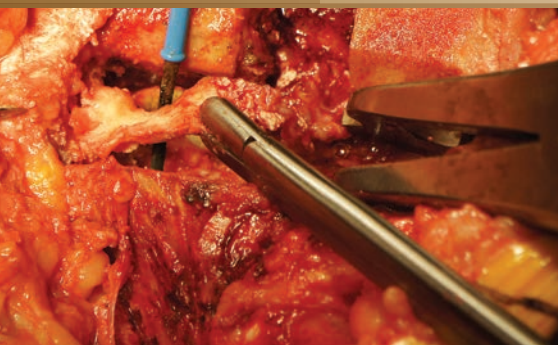
MADE EXCLUSIVELY FOR INNOVIMED IN GERMANY

MADE EXCLUSIVELY FOR INNOVIMED IN GERMANY

Shark tooth design modification by Michael Soudry, MD

PRODUCT NO'S:
1777 [5" with Shark Teeth]
Shaft Length: 5" (12,7 cm)
Overall Length: 8.25" (21 cm)
Jaw Bite: 2 mm x 6.5 mm

1779 [8" with Shark Teeth]
Shaft Length: 8" (20,3 cm)
Overall Length: 11.25" (28,6 cm)

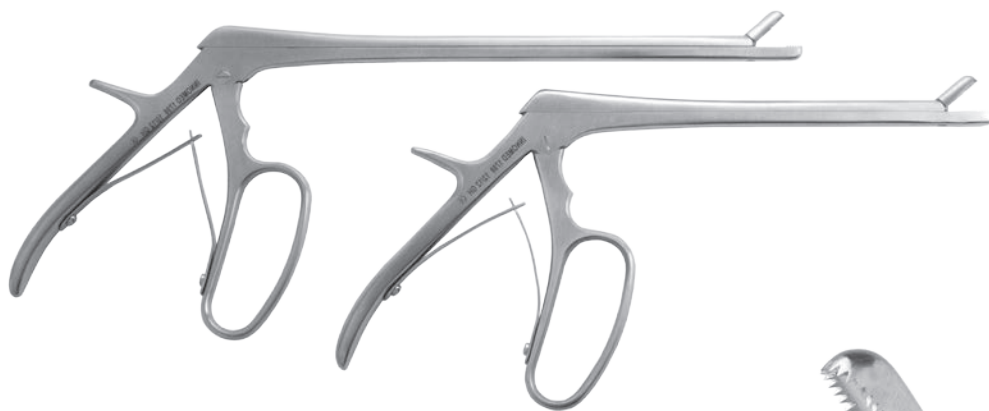


Shark Tooth Grasper

Designed by Luis Ulloa

Sharp teeth help grasp onto tissue and bone

Helpful in removing the labrum, and osteophytes around the acetabulum and around the glenoid. Also helps to remove meniscus, osteophytes and loose bodies. Helps facilitate working through a small incision without disrupting vision.



PRODUCT NO:
1798 [Standard]
Jaw Size: 6 mm x 10 mm
Overall Length: 10" (25,4 cm)
Shaft Length: 7" (17,8 cm)

1799 [Long Shaft]
Jaw Size: 6 mm x 10 mm
Overall Length: 12" (30,5 cm)
Shaft Length: 9" (22,9 cm)

MADE EXCLUSIVELY FOR INNOVIMED IN GERMANY



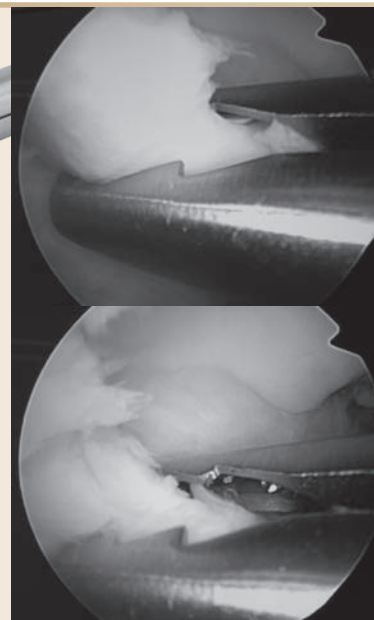
Soudry Loose Body Grasper

Designed by Michael Soudry, MD

Designed to help with the removal of soft tissue loose bodies in arthroscopy and open procedures

PRODUCT NO:
1769
Overall Length: 9" (22,9 cm)
Shaft Length: 6" (15,2 cm)

MADE EXCLUSIVELY FOR INNOVIMED IN GERMANY






Extra Long Rongeur

Helpful in minimally invasive total hip surgery by keeping hands out of the field of view

PRODUCT NO'S:	
1771-01	Jaw Bite: 5 x 16 mm Overall Length: 14" (35,6 cm)
1771-02	Jaw Bite: 8 x 16 mm Overall Length: 14" (35,6 cm)
1771-03	Jaw Bite: 12 x 16 mm Overall Length: 14" (35,6 cm)



MADE FOR INNOMED IN GERMANY

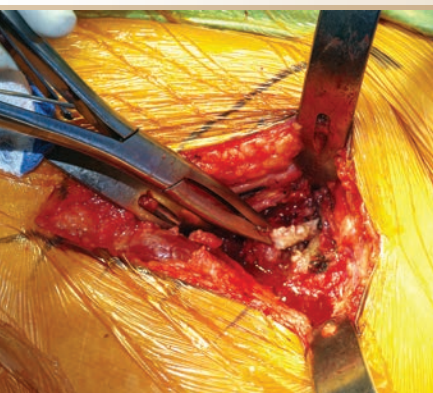


Mazzara Pistol Grip Extra Long Rongeur

Designed by James T. Mazzara, MD

Pistol Grip handle lessens hand fatigue and slippage, and allows for better visualization

PRODUCT NO:
1768-02
Jaw Bite: 8 x 16 mm
Overall Length: 12.5" (31,8 cm)
Shaft-to-End Length: 6" (15,2 cm)



Hannum Tissue Grasper

Designed by Scott Hannum, MD

Teeth in jaw firmly holds bone and tissue




Three jaw sizes available.

MADE EXCLUSIVELY FOR INNOMED IN GERMANY

Non-locking design can be easily gripped while allowing greater pressure to be applied.

Used for dissection (to preserve)/or removal of the anterior capsule, removal of the labrum, or other soft tissue around the acetabulum prior to cup implantation. Also used to release the capsule to expose the femur for placement of the femoral stem. Long, low profile helps facilitate working through a small incision without disrupting vision.

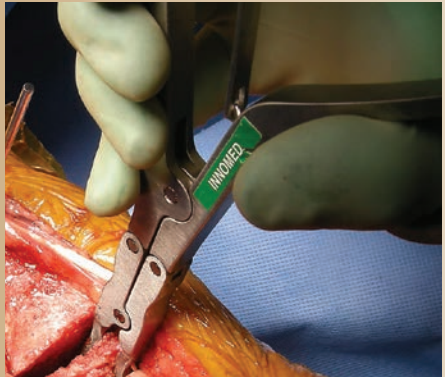
Three jaw sizes: short for holding bone, medium for smaller bones, and long for tissue.

PRODUCT NO'S:	Jaw widths at actual size
1775-01 [Short Jaw] 8 mm Jaw Width Overall Length: 9.25" (23,5 cm)	 8 mm
1775-02 [Medium Jaw] 5 mm Jaw Width Overall Length: 9.25" (23,5 cm)	 5 mm
1775-03 [Long Jaw] 3 mm Jaw Width Overall Length: 9.25" (23,5 cm)	 3 mm





Three Jaw Sizes Available



Macko Square Tipped Rongeur

Designed by Victor W. Macko, MD

Unique square tipped rongeur features an ergonomic grip, double action mechanism, long reach, and low profile for use in total knee, ankle, hip, and spine surgery

When used for morcelizing bone graft, the shallow, wide jaw helps avoid impaction.

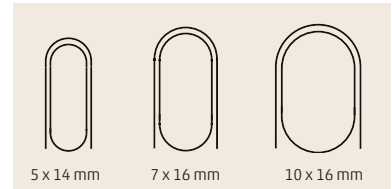
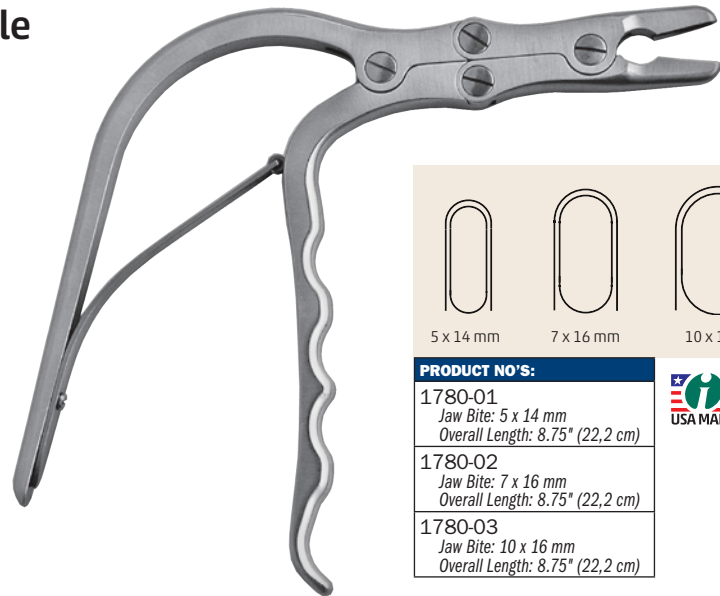
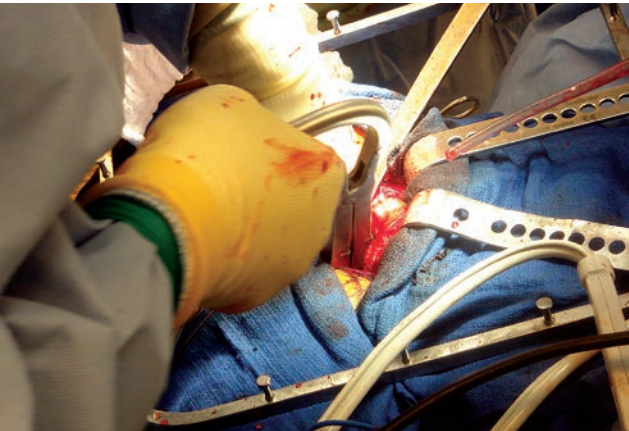
PRODUCT NO'S:	
1778-01	Jaw Bite: 5 x 18 mm Overall Length: 10" (25,4 cm)
1778-02	Jaw Bite: 7 x 18 mm Overall Length: 10" (25,4 cm)
1778-03	Jaw Bite: 10 x 18 mm Overall Length: 10" (25,4 cm)




Ortho Rongeur with Easy Grip Handle

Offset handle lessens hand fatigue and slippage, and allows for better visualization

Offset handle gives better gripping power and helps reduce hand fatigue. Finger grooves help to prevent hand slippage. The offset handle also allows for better visualization. Available in three jaw bite sizes.



PRODUCT NO'S:	
1780-01	Jaw Bite: 5 x 14 mm Overall Length: 8.75" (22,2 cm)
1780-02	Jaw Bite: 7 x 16 mm Overall Length: 8.75" (22,2 cm)
1780-03	Jaw Bite: 10 x 16 mm Overall Length: 8.75" (22,2 cm)

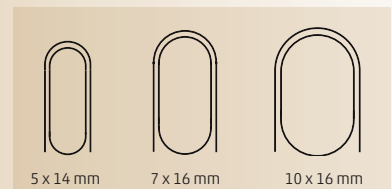



PRODUCT NO'S:	
1765-01	Jaw Bite: 5 x 14 mm Overall Length: 10" (25,4 cm)
1765-02	Jaw Bite: 7 x 16 mm Overall Length: 10" (25,4 cm)
1765-03	Jaw Bite: 10 x 16 mm Overall Length: 10" (25,4 cm)

Mazzara Rongeur with Pistol Grip Handle

Designed by James T. Mazzara, MD

Pistol Grip handle lessens hand fatigue and slippage, and allows for better visualization





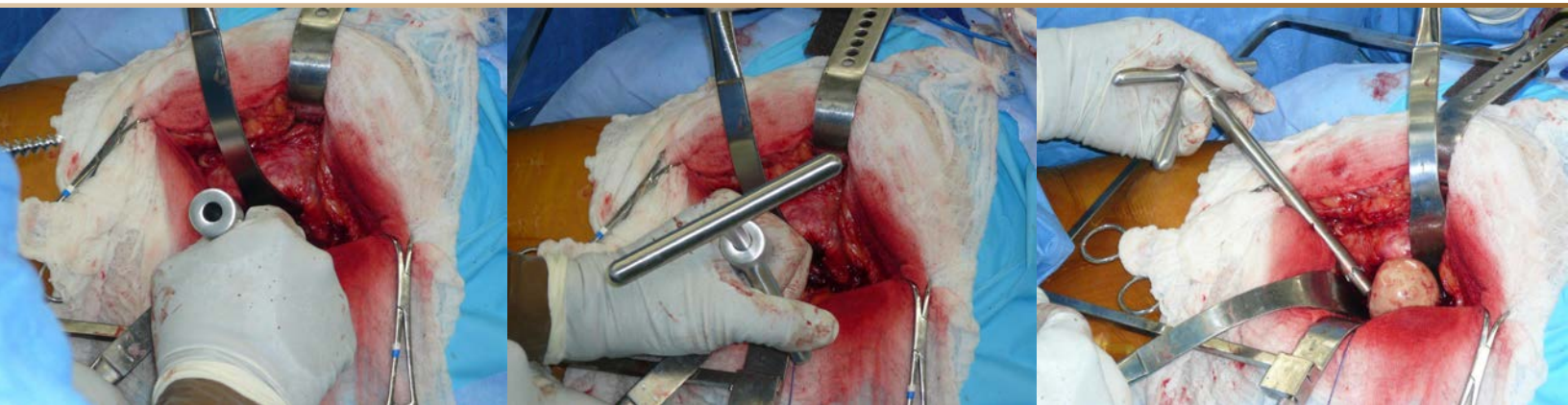
Femoral Head Removal Clamp

Firmly locks onto a resected femoral head during total hip, hip fracture, and MIS total hip surgery

Designed to firmly lock onto a resected femoral head during total hip surgery or hip fracture. Narrow design is also useful in minimally invasive total hip surgery with limited access to the femoral head.

PRODUCT NO:
3680
Overall Length: 10.75" (27,3 cm)

MADE EXCLUSIVELY
FOR INNOMED IN
GERMANY



STABILIZE HEAD

INSERT/ENGAGE CORKSCREW


REMOVE HEAD

Rivero Anti-Rotation Corkscrew Femoral Head Remover

Designed by Dennis Rivero, MD

Designed to help prevent rotation while engaging a femoral head for removal

The sharp-toothed sleeve can be tapped in to help provide purchase of the femoral head, then held to help prevent rotation as the super-threaded corkscrew is turned to engage the head for removal.



New!

PRODUCT NO'S:
3705 [Corkscrew & Sleeve Set]
Overall Length: 10" (25,4 cm)
Individual Instruments:
3705-01 [Corkscrew Only]
Overall Length: 10" (25,4 cm)
3705-02 [Sleeve Only]
Overall Length: 8" (20,3 cm)

USA MADE


Verner Corkscrew Femoral Head Remover

Designed by James J. Verner, MD & Andy Lytle

Used to remove the femoral head during total hip arthroplasty or fracture surgery

Designed so the threads engage the head under power and draws the corkscrew in until the head begins to turn.

The extra long shaft keeps the power reamer out of the operative site for better visualization and improves the lever arm when pivoting the head out of the acetabulum. The grip ring allows the surgeon to pull head out of acetabulum and soft tissue envelope when disengaged from the power reamer.



PRODUCT NO:
3698
Overall Length: 12.25" (31,1 cm)




Rivero Extra Grip Femoral Head Removers

Modified by Dennis Rivero, MD

Used to remove femoral heads during total hip arthroplasty or fracture surgery

PRODUCT NO'S:	
3706	[Hudson-style Quick-Connect] Overall Length: 8.5" (21,6 cm)
3707	[Self Tapping T-Handle] Overall Length: 8.75" (22,2 cm)



Extra Gripping Thread

Femoral Head Removers

Used to remove a femoral head during total hip arthroplasty or fracture surgery

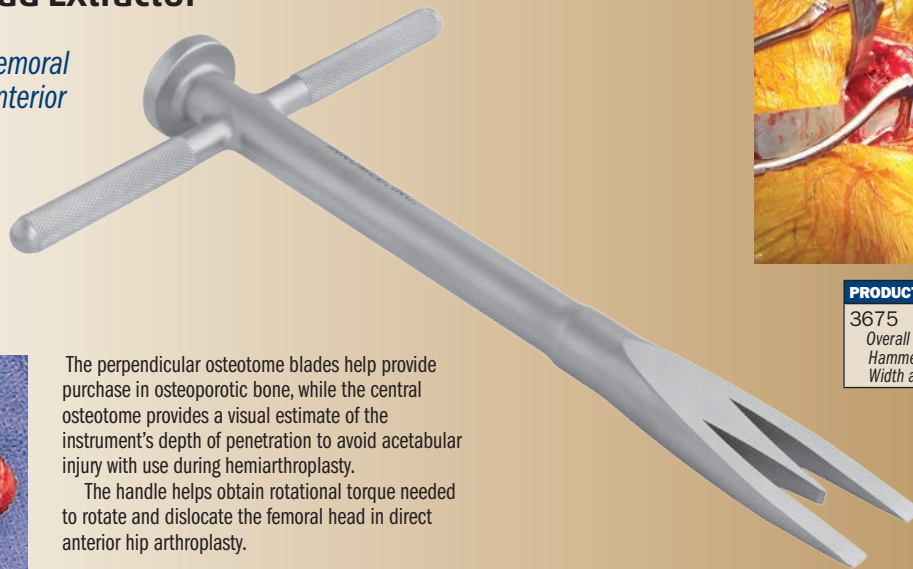
PRODUCT NO'S:	
3688	[Hudson Style Quick-Connect] Overall Length: 8.5" (21,6 cm)
3690	[Self-Tapping T-Handle] Overall Length: 8.75" (22,2 cm)



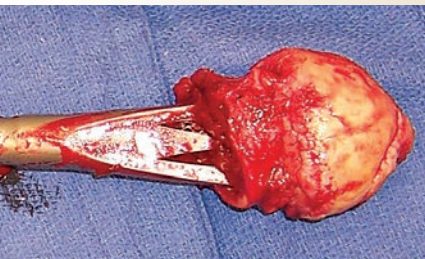
O'Reilly Femoral Head Extractor

Designed by Michael P. O'Reilly, MD

Designed to help remove the femoral head during THA, MIS Direct Anterior THA, and hip fracture surgery/hemiarthroplasty

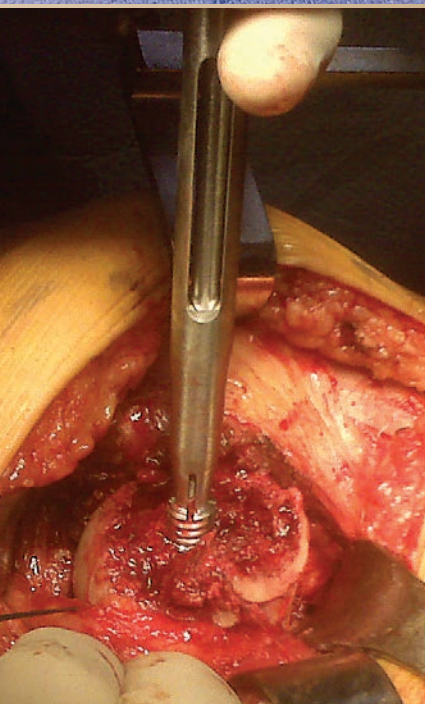


PRODUCT NO:
3675
Overall Length: 9.5" (24.1 cm)
Hammer Platform: 1.125" (2.9 cm) Dia.
Width at End: 1.1" (2.8 cm)




The perpendicular osteotome blades help provide purchase in osteoporotic bone, while the central osteotome provides a visual estimate of the instrument's depth of penetration to avoid acetabular injury with use during hemiarthroplasty.

The handle helps obtain rotational torque needed to rotate and dislocate the femoral head in direct anterior hip arthroplasty.



Expanding Cannulated Corkscrew Femoral Head Remover

Designed by Tim Seachris



Engagement blades not expanded

Engagement blades expanded

Designed with internal blades which can be expanded from the inside out to better engage a femoral head for successful removal

PRODUCT NO:
3710
Overall Length: 10.5" (26.7 cm)



- ▶ Can be inserted with hand pressure or with tap and turn method
- ▶ Engagement blades are aligned perpendicular to the large T-handle

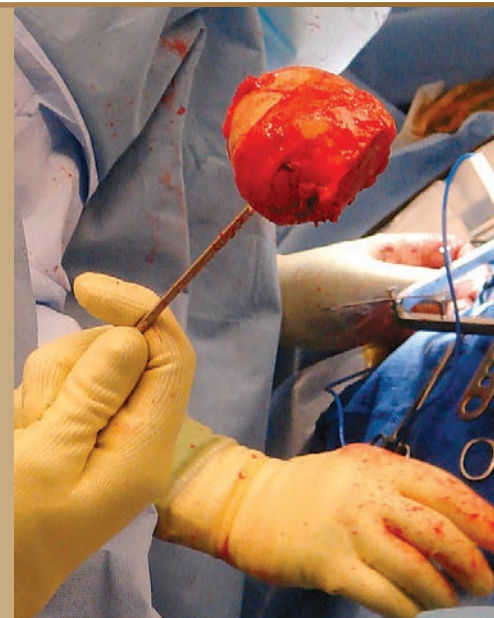
Femoral Head Removal Pin

Used to help remove a femoral head during total hip surgery

Partial threaded pin can be used to help remove a femoral head during total hip surgery. The pin is especially helpful in minimally invasive total hip surgery where access to the femoral head is limited. The pin is attached to a pin driver which clamps onto a Jacob chuck. When the pin is drilled in place, the driver is easily removed from the pin, as the pin is held by a friction ring. The head can be removed by gripping the pin by hand or by using a large pin inserter/extractor.



PRODUCT NO'S:
1310 [Pin]
Overall Length: 9" (22.9 cm)
Diameter: 5/32" (4 mm)
Optional Inserters/Extractors:
1205 [Pin Driver]
3030 [Pin Inserter/Extractor]

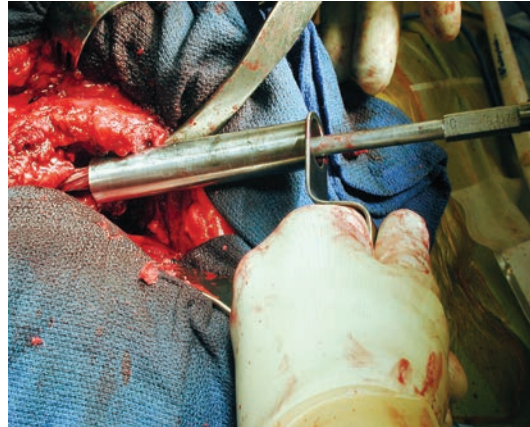




Tissue Protector

Helps protect tissue when a straight reamer is being used

Designed to be used when a straight reamer is being used in a bone canal. Very useful in minimally invasive total hip arthroplasty.



PRODUCT NO'S:

5480-01
Inside Diameter: 19 mm
 Overall Length: 6.5" (16,5 cm)
 Tube Depth: 3.875" (9,8 cm)

5480-02
Inside Diameter: 24 mm
 Overall Length: 6.5" (16,5 cm)
 Tube Depth: 3.875" (9,8 cm)



Clear Vision Debris Shield

Designed by R. Barry Sorrells, MD

Provides a degree of restriction from flying debris or liquid during surgery

Held between the surgical site and the operating personnel, the shield provides a clear undistorted view, while helping to protect the patient and personnel from possible contamination. The reamer-slotted version allows the shield to straddle a reamer shaft or drill bit, allowing the shield to be closer to the incision. The shield is autoclavable and gas sterilizable in a flat position.

PRODUCT NO'S:

Shield Dimensions: 8" x 10.25" (20,3 cm x 26 cm) (not incl. handle)

8031-01 [Without Reamer Slot]

8033-01 [With Reamer Slot]



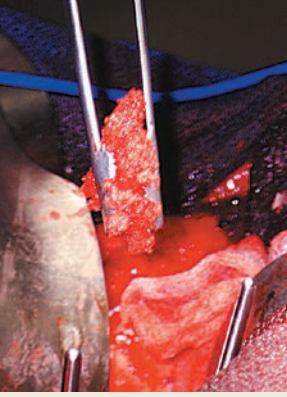
Lombardi Cement/Antibiotic Sifter

Designed by Adolph V. Lombardi Jr., MD

PRODUCT NO:

5215
 Overall Length: 14" (35,6 cm)
 Sifter Diameter: 5" (12,7 cm)





Universal Bone Grafting/Impacting Forceps

Designed by J. A. Amis, MD

The forceps are designed with grasping ends for delivery of bone graft. When the graft is in place, the forceps are closed, which forms the ends into an impacting punch. A striking platform is attached to the end of the forceps for tapping and tamping the graft. Four end diameters are available in two lengths.



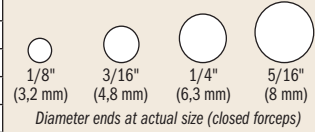
Bone graft can be grasped, placed & impacted without changing hands or instruments

When the forceps are closed, they form into an impacting punch



PRODUCT NO'S:

Short: 6" (15,2 cm) Length		Long: 10" (25,4 cm) Length	
5010-01	1/8" (3,2 mm) Diameter End	5050-01	1/8" (3,2 mm) Diameter End
5010-02	3/16" (4,8 mm) Diameter End	5050-02	3/16" (4,8 mm) Diameter End
5010-03	1/4" (6,3 mm) Diameter End	5050-03	1/4" (6,3 mm) Diameter End
5010-04	5/16" (8 mm) Diameter End	5050-04	5/16" (8 mm) Diameter End




MADE EXCLUSIVELY FOR INNOMED IN GERMANY

Bone Mill

Used to produce allograft material

- ▶ Grinds bone of various densities
- ▶ Produces bone graft of excellent quality for impaction
- ▶ 2 cutting cylinders are included for variable size bone graft
- ▶ Attaches securely with table clamp
- ▶ Fully autoclavable and easy to dismantle for cleaning
- ▶ Includes housing, two cutting cylinders, handle, push block and table clamp



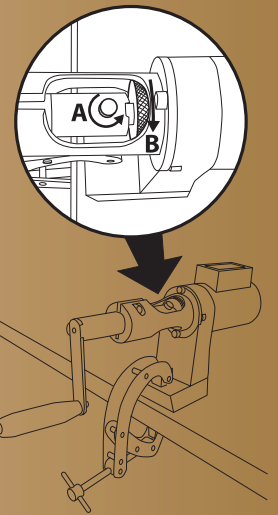

Cutting Cylinder

Push Block

PRODUCT NO'S:

8205	[Compete Unit including 2 Cylinders and Clamp] Overall Length (without crank): 12" (30,5 cm)
Replacement Cutting Cylinders:	
8205-01	[3.2 mm Hole Diameter/5 Cutting Rows]
8205-02	[4.2 mm Hole Diameter/4 Cutting Rows]

MADE FOR INNOMED IN GERMANY

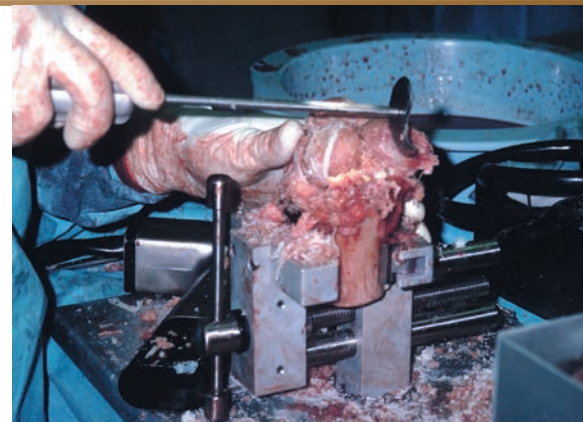



To remove cylinder: loosen small knob (A) by turning counter-clockwise, then loosen the large knob (B) by turning clockwise. Reverse these instructions to install new cylinder.

Allograft Bone Vise

Holds allograft bone for reaming, shaping or cutting

The vise is designed with two sets of vise jaws for reaming of two femoral heads and also for holding a long bone horizontally and vertically. The base plate is designed with a table flange for stabilization during use. The vise is completely autoclavable.



PRODUCT NO:

8215
Base Dimensions: 8.25" x 11" (21 cm x 27,9 cm)





Ortho Impactors

PRODUCT NO'S:	
Overall Length: 9" (22,9 cm)	
Shaft Diameter: 9 mm	
5331	[11 x 4 mm Rectangle]
5332	[12 x 7 mm Rectangle]
5333	[12 mm Tapered]
5334	[9 mm Square]
5335	[15 mm Round]
5336	[12 mm Round]
5337	[9 mm Round]



Stainless
Impactor Sizes



Delrin
Impactor Sizes



Modular Impactor Set

Makes multiple impactor heads easily visible and available

Designed to have available to the operating surgeon multiple types of impactors utilizing one handle. The rack uses less space and allows the surgeon to quickly see the designs available. The impactors are supplied with stainless steel tips for bone and delrin tips which can be used against an implant for slight placement adjustments.

PRODUCT NO:
5370 [Complete Set]
Overall Handle Length: 8" (20,3 cm)
Grip Length: 4.5" (11,4 cm)
Impactor Head Lengths: 1.45" (3,7 cm)
Base Diameter: 3.5" (8,9 cm)



Bone Graft Impactors

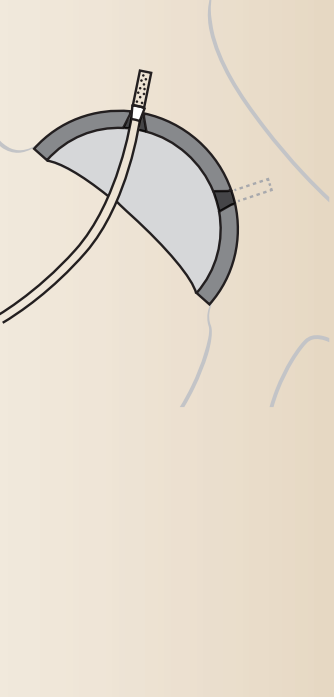
Tap bone graft or bone parts into place with minimal bone trauma

PRODUCT NO'S:
5310 [Round]
Head Diameter: 12,5 mm
Overall Length: 9,5" (24,1 cm)
Handle Length: 4,25" (10,5 cm)
5320 [Square]
Head Dimensions: 10 mm x 10 mm
Overall Length: 9,5" (24,1 cm)
Handle Length: 4,25" (10,5 cm)
5325 [Square with Delrin Tip]
Head Dimensions: 10 mm x 10 mm
Overall Length: 9,5" (24,1 cm)
Handle Length: 4,25" (10,5 cm)
5330 [Rectangular]
Head Dimensions: 10 mm x 3 mm
Overall Length: 9,5" (24,1 cm)
Handle Length: 4,25" (10,5 cm)



Designed with serrated, stainless steel tips and available in three shapes: round, square and rectangular.






Malleable Bone Tamp – Extra Small

Modified by Serge Kaska, MD & Amal Das, MD

Designed to help impact bone into acetabular cup holes

PRODUCT NO:
5296-02 [Extra Small]
Overall Length: 11.4" (29 cm)
Shaft Length: 5.9" (15 cm)
Impactor Diameter: 6.5 mm



Malleable shaft can be contoured for different angles

New!



Desai Surgical Funnel

Designed by Sarang Desai, DO

Helps with control and placement of bone graft



Profile View

PRODUCT NO:
8989
Overall Length: 6.25" (15,9 cm)
Handle Length: 3.25" (8,3 cm)
Funnel Diameter at Top: 3" (7,6 cm)
Funnel Flow-thru Diameter: 11 mm

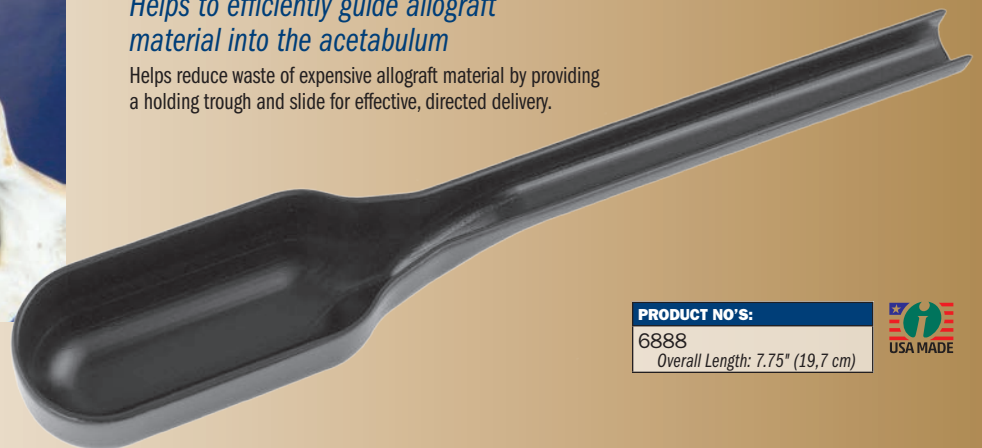


Namba Bone Graft Slide

Designed by Robert S. Namba, MD

Helps to efficiently guide allograft material into the acetabulum

Helps reduce waste of expensive allograft material by providing a holding trough and slide for effective, directed delivery.



PRODUCT NO'S:
6888
Overall Length: 7.75" (19,7 cm)



Rotating Offset Handle Hex Driver

Offset shaft and smooth spin handle allow for a rapid crank action when desired



New!

Large hex driver for 6.5 mm and 4.5 mm diameter screws. Especially helpful in insertion and removal of long screws.

PRODUCT NO:
7241
Overall Length: 13.5" (34,3 cm)



Star Bit Driver Set

Helps eliminate the opening of multiple sterile packs when a specific size of star bit is needed



Set in Storage Case



Helpful during revision total joint surgery. Set consists of four star bits – T10, T15, T20, & T25, a handle which accommodates any of the above bits, and a sterilization case. The drive end (A/O) is designed for easy and quick engagement with the universal instrument handle. The ergonomic, modular handle has two connection points, allowing for both straight and T-handle orientations.



PRODUCT NO'S:
5194-00 [4 Star Bits w/Handle & Case]
5194-01 [4 Star Bits w/Case only]
<i>Also sold individually:</i>
S0113 [Universal 4" (10,2 cm) Handle]
5194-10 [T10 with A/O End]
5194-15 [T15 with A/O End]
5194-20 [T20 with A/O End]
5194-25 [T25 with A/O End]
9003 [Case]

Universal Screwdriver Set

Helps eliminate the opening of multiple sterile packs when a specific size or style of screwdriver is needed

Helpful during revision total joint surgery where screws have been used, removal of bone plates, fracture fixation screws or bone graft screws.

Set consists of one handle and one sterilization/storage case, plus six double ended screwdriver bits:

- ▶ small & large single slot
- ▶ cross & cruciate
- ▶ 3.5 mm & 4.5 mm hex
- ▶ small & large phillips
- ▶ #10 & #15 star
- ▶ #20 & #25 star



PRODUCT NO'S:
5195 [Complete Set with Storage Case] <i>Also sold individually</i>
5195-01 [Handle]
5195-02 [Straight (single slot)] Large: 7x1.5 mm, Small: 5x1 mm
5195-03 [Cross/Cruciate] Large: 7 mm, Small: 6 mm
5195-04 [Hex] Large: 4.5 mm, Small: 3.5 mm
5195-05 [Phillips] Large: 4 mm, Small: 3.5 mm
5195-06 [Small Star: #10 & #15]
5195-07 [Large Star: #20 & #25]



Curved Femoral Head Impactor

Designed by Amiee Zirpel

Allows for in-line femoral head impaction during minimally invasive THR

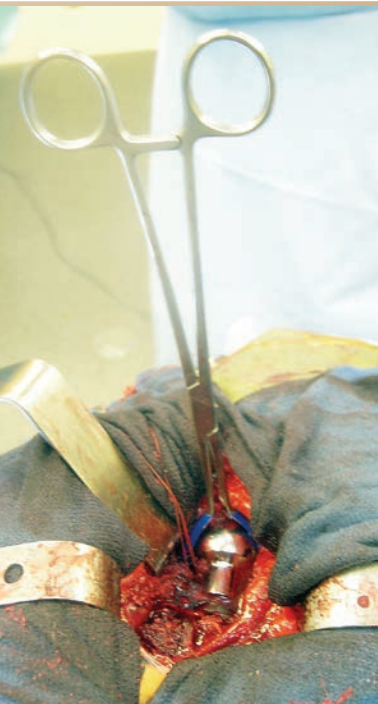
The curved offset handle allows the head impactor to be slid under the skin of a small incision, and helps provide hand-held stability and maneuverability within the wound, while the impaction platform is easily accessible outside the wound. The impaction disc is made of delrin, which helps prevent marring and scratching of components.



PRODUCT NO:

3644

Overall Length: 7.25" (18,4 cm)

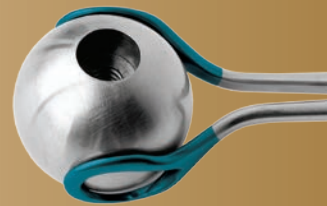



Modular Head Holder

Designed by Byron E. Dunaway, MD & Wayne Goldstein, MD

Designed to hold 22 mm to 36 mm heads for ease of insertion in minimally invasive THR

Head holding ends are plastic coated to help eliminate any damage to the implant. Available in two lengths. Steam and gas sterilizable.



PRODUCT NO'S:

8290-01

Overall Length: 7" (17,8 cm)

8290-02

Overall Length: 9" (22,9 cm)



Taper Head Impactor

Designed by Byron E. Dunaway, MD & Wayne Goldstein, MD

Designed to impact a modular head during minimally invasive THR

The impactor has a protective coating to interface against the implant to help prevent damage while seating the implant. Can be used with 22 mm to 36 mm heads. Steam and gas sterilizable.



PRODUCT NO:

7840

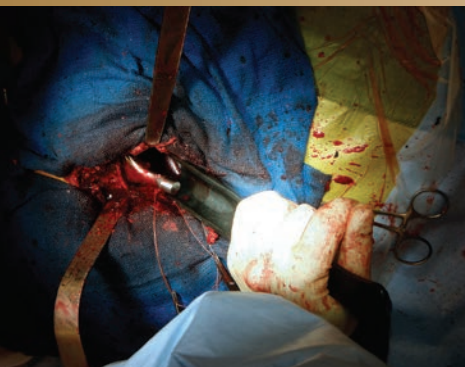
Overall Length: 12" (30,5 cm)



Namba Hip Slide

Designed by Robert S. Namba, MD

Safely glides femoral heads into the acetabulum – essential for ceramic heads



Helps reduce a femoral head trial and implant into the acetabulum during total hip surgery. Manufactured of delrin to help eliminate damage to the implant. Can be steam or gas sterilized and is radiolucent. Three sizes to accommodate different diameter heads.

Facilitates MIS hip replacement procedures

Smallest size now accommodates up to 40 mm

PRODUCT NO'S:

Overall Length: 12" (30,5 cm)

6890 For 22-40 mm heads

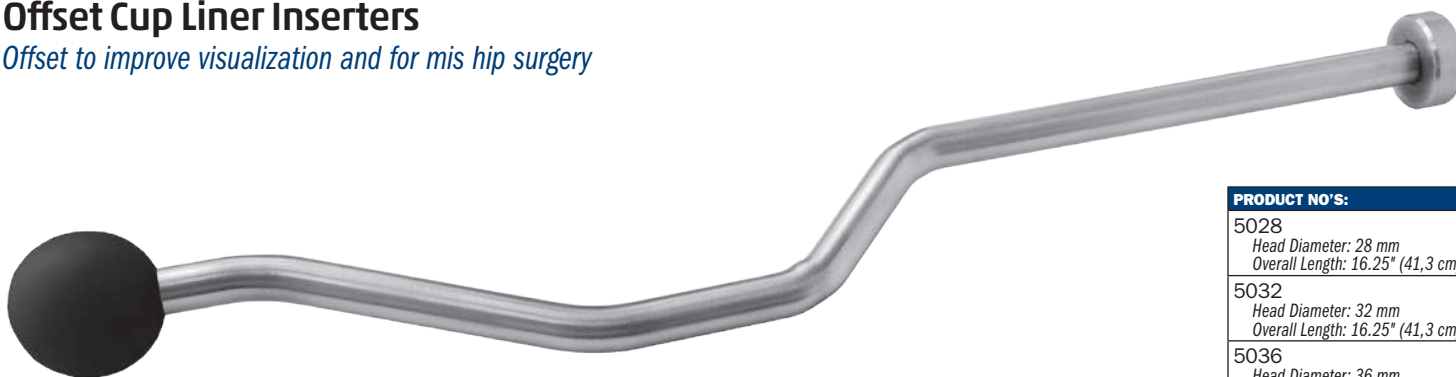
6891 For 40-48 mm heads

6892 For 50-60 mm heads



Offset Cup Liner Inserters

Offset to improve visualization and for mis hip surgery



Four sizes available

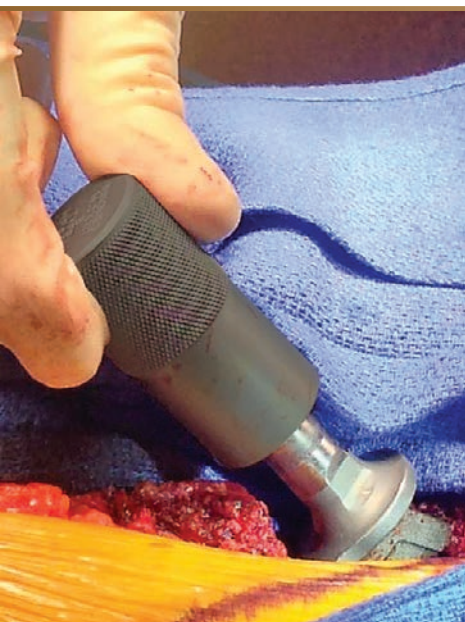
PRODUCT NO'S:

5028
Head Diameter: 28 mm
Overall Length: 16.25" (41,3 cm)

5032
Head Diameter: 32 mm
Overall Length: 16.25" (41,3 cm)

5036
Head Diameter: 36 mm
Overall Length: 16.25" (41,3 cm)

5038
Head Diameter: 38 mm
Overall Length: 16.25" (41,3 cm)



Lombardi Taper Cleaner

Designed by Adolph V. Lombardi Jr., MD

Designed to help clean a hip stem taper of corrosive by-products prior to placement of the new femoral head

PRODUCT NO'S:

Overall Length: 2.125" (5,4 cm)
Outside Diameter: 1" (2,54 cm)


8034 Short Taper 11,3/12,2 mm

8034-01 Long Taper 11,4/13,4 mm

8035-01 11/13 mm

8035-02 12/14 mm


8035-03 14/16 mm





DMP Wire Tightener

Used to hand tighten a cerclage wire around a bone



Now with four wire holes – two for up to 20 gauge wires, and two for up to 18 gauge wires. T-Handle end is used to hand tighten a wire.

Designed by DMP

PRODUCT NO:

8729
Overall Length: 4.5" (11.4 cm)
Handle Width: 2.625" (6.7 cm)
End Diameter: 15 mm



Incavo Wire Passer

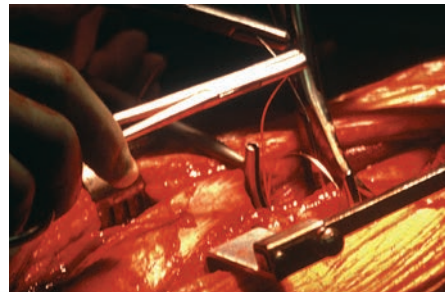
Designed by Stephen J. Incavo, MD



Designed to pass multiple cerclage wires around a bone during a multiple wire wrap procedure

PRODUCT NO'S:

8610-01 [Small]
Overall Length: 7.5" (19.1 cm)
Accepts Wire Up To: 4 mm (5/32")
8610-02 [Large]
Overall Length: 8.675" (21.9 cm)
Accepts Wire Up To: 4 mm (5/32")



Whelan Double-Ended Suture Wire Passer

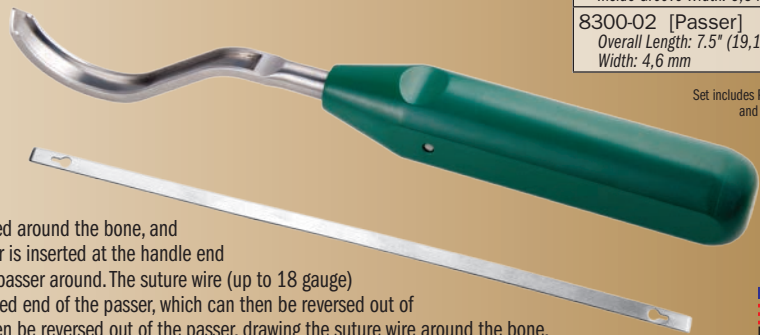
Designed by E. J. Whelan, III, MD

Passer guide and malleable passer designed to pass suture wires around a bone

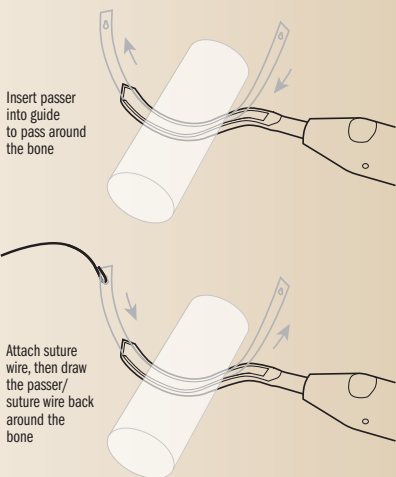
PRODUCT NO'S:

8300-00 [Set]
Also available individually:
8300-01 [Passer Guide]
Overall Length: 8.125" (20.6 cm)
Outside Width: 9 mm
Inside Groove Width: 6.5 mm
8300-02 [Passer]
Overall Length: 7.5" (19.1 cm)
Width: 4.6 mm

Set includes Passer Guide and two Passers.



The passer guide is placed around the bone, and the thin malleable passer is inserted at the handle end and follows the grooved passer around. The suture wire (up to 18 gauge) is attached to the keyed end of the passer, which can then be reversed out of the passer, which can then be reversed out of the passer, drawing the suture wire around the bone.



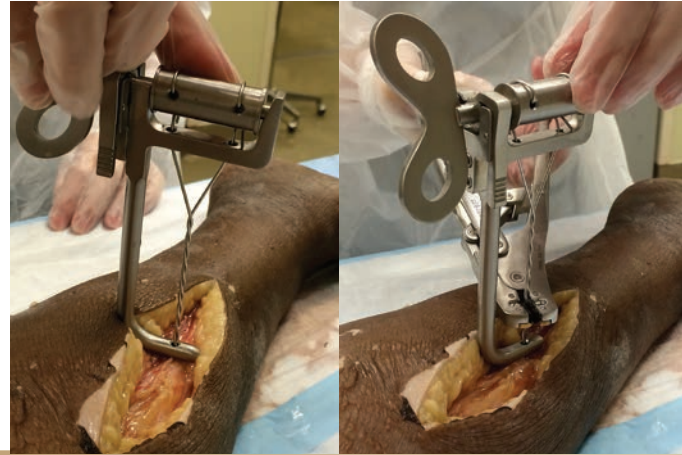
New!



Browner Wire Tightener

Designed by Bruce D. Browner, MD

Wire is passed through the distal arm hole and into the separate drum holes, and can then be tightened and rotated before being cut with a wire cutter



PRODUCT NO:
8251
Overall Length: 6" (15,2 cm)
Width: 3.75" (9,5 cm)
Wire Hole Diameters: .125" (3,2 mm)





Nordt Precision Micro Fracture Set


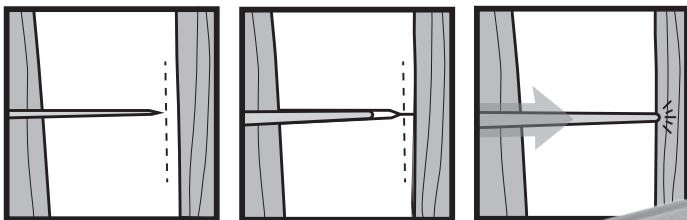
Designed by William E. Nordt, III, MD

- ▶ Helps create sharp cartilage shoulders
- ▶ Precise microfracture points

PRODUCT NO'S:
8025-00 [Complete Set]
Also available individually:
8025-01 [20° Bent Awl] Overall Length: 10" (25,4 cm)
8025-02 [40° Bent Awl] Overall Length: 10" (25,4 cm)
8025-03 [Angled Osteotome] Overall Length: 10.875" (27,6 cm)
8025-04 [Bent Stirrup Scraper] Overall Length: 10.125" (25,7 cm)
8025-05 [Tri-Tip Awl] Overall Length: 10" (25,4 cm)
8025-CASE [Case]



Ultra hard titanium nitride coating helps to extend life by increasing surface hardness, prolonging sharpness, and resisting chemicals and corrosion.



Paulos Osteo Wedge

Designed by Lonnie E. Paulos, MD

Designed to help cut and separate bone segments for angular corrections of long bones

After an initial bone cut has been made with a saw blade or sharp osteotome—but before penetrating through it—the osteo wedge can be used to help complete the bone cut through the opposite cortex by splitting the bone.

If the osteo wedge does penetrate, it is blunt and rounded, helping to prevent damage to the soft tissues and other structures contiguous to the bone cortex.

The osteo wedge can be used anytime both cortices of a bone are osteotomized. Helpful when correcting mal-unions, growth deformities, collecting bone graft material, etc. Can be used on the femur, tibia, humerus, clavicle, calcaneus, metatarsals/metacarpals, pelvis, and vertebral bodies.

PRODUCT NO:
6425-03
Overall Length: 9.375" (23,8 cm)
Blade Width: 37,8 mm



Browner MIS Bone Clamp

Designed by Bruce D. Browner, MD

Designed to help hold a bone or bone plate for fixation, the clamp is inserted anterior to the bone, rotated to wrap around the bone, then screwed into the desired position

Sized to allow use on a femur, tibia or humerus.

PRODUCT NO:

1379

Overall Length: 9.25" to 11.5" (23,5 to 29,2 cm)
Maximum Bone Diameter: ~ 35 mm



New!



Chen Diaphyseal Fracture Reduction Clamp

Designed by Franklin Chen, MD

Designed to facilitate and maintain reduction of the internal fixation of diaphyseal and meta-diaphyseal fractures of long bones

Works especially well with short oblique bones while providing room to implement the plate with this bone clamp still in place.

- ▶ Pivoting pads accommodate metaphyseal fractures
- ▶ The quick release enables adjustment without losing reduction
- ▶ Helps provide provisional reduction of diaphyseal fractures - humeral shaft fractures, tibial fractures

PRODUCT NO:

1808

Overall Length: 9.25" (23,5 cm)
Arm Downward Offset: 15 mm
Pad Dimensions: 1" x .375" (25,4 cm x 1 cm)



Radiolucent Small Bone Clamp

Carbon fiber material is strong, lightweight, completely radiolucent, can be steam sterilized, and helps to prevent from marring component surfaces.

PRODUCT NO:

1828

Overall Length: 7" (17,8 cm)





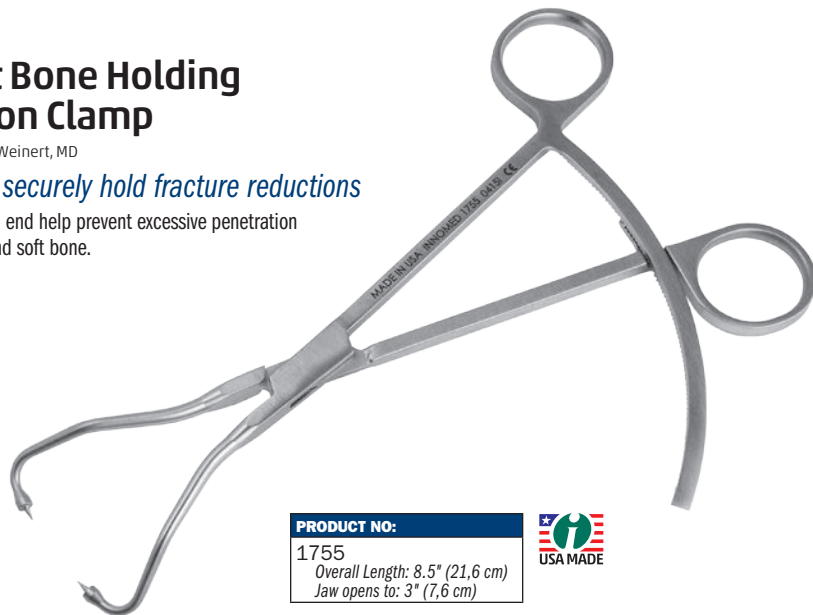
New!

Weinert Bone Holding Reduction Clamp

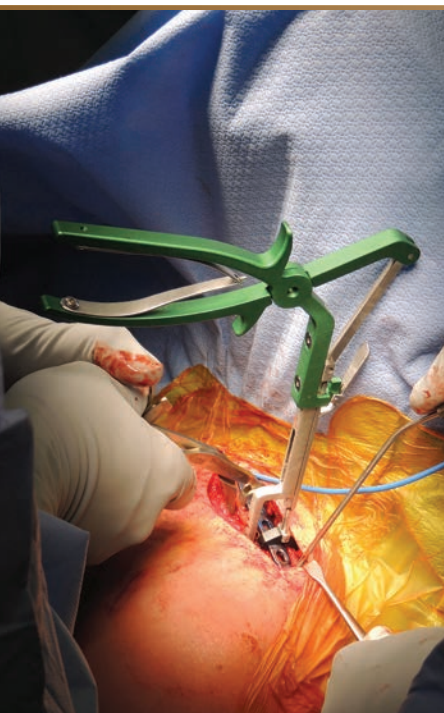
Designed by Carl R. Weinert, MD

Designed to securely hold fracture reductions

The stops on each end help prevent excessive penetration of metaphyseal and soft bone.



PRODUCT NO:
1755
Overall Length: 8.5" (21,6 cm)
Jaw opens to: 3" (7,6 cm)



Stoll Bone Plate Clamp

Designed by Jordan Stoll, MD

Designed to help hold a bone or bone plate in position for reduction and fixation

PRODUCT NO:
1774
Overall Length: 10" (25,4 cm)



New!



Cannulated Fracture Awl

Helps to reduce fractures without slipping off the bone, and cannulated to allow the placement of k-wire



PRODUCT NO:
8091
Overall Length: 9.75" (24,8 cm)
Handle Length: 4.75" (12,1 cm)
Cannula fits wire up to: .062" (1,6 mm)




Soft Impact Mallets with Easy Grip Handles

Provides shock-absorbing force

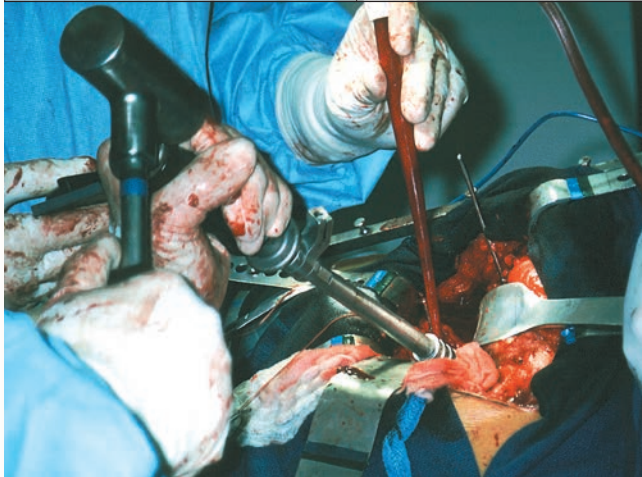
Designed to have a shock-absorbing force, providing less bounce or wasted force. The mallets are filled with a shock-absorbing media and has a flat striking surface to keep the mallets centered on an instrument.



Soft Impact Mallet with Weidman Silicone Handle




PRODUCT NO'S:	
7820 [2 lbs. Standard] Weight: 2 lbs. (.907 kg) Overall Length: 10.5" (26.7 cm) Handle Length: 5" (12.7 cm) Head Width: 3.5" (8.9 cm) Head Diameter: 1.375" (3.5 cm)	7832 [2 lbs. With Delrin End] Weight: 2 lbs. (.907 kg) Overall Length: 10.5" (26.7 cm) Handle Length: 5" (12.7 cm) Head Width: 3.5" (8.9 cm) Head Diameter: 1.375" (3.5 cm)
7821 [2 lbs. With Weidman Handle] Weight: 2 lbs. (.907 kg) Overall Length: 10.625" (27 cm) Grip Length: 5.5" (14 cm) Head Width: 3.5" (8.9 cm) Head Diameter: 1.375" (3.5 cm)	7837 [3 lbs. Standard] Weight: 3 lbs. (1.35 kg) Overall Length: 11" (27.9 cm) Handle Length: 5" (12.7 cm) Head Width: 3.5" (8.9 cm) Head Diameter: 1.875" (4.8 cm)



Easy Grip Textured Soft Silicone Handles

Comfortable grip helps prevent the surgeon's gloved hand from slipping and helps maintain a solid grip.



Jones Mallet

Designed by Dickie Jones, MD

Unique hand fitting shape provides superior gripping strength

This striking instrument has a unique hand fitting shape that provides superior gripping strength for accurate light to heavy impaction.



PRODUCT NO:
7825 [2.4 lbs] Overall Length: 8.25" (21 cm) Head Width: 3" (7.6 cm) Head Diameter: 1.5" (3.8 cm)

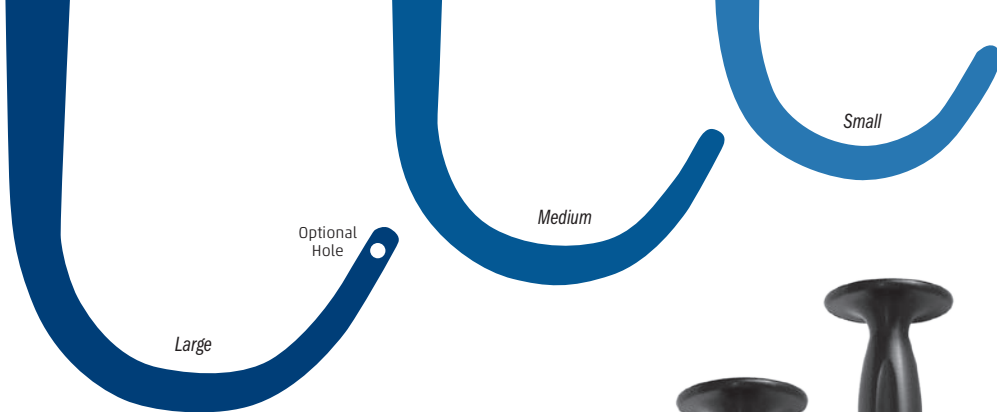


Ortho Mallets with Easy Grip Handles

These solid stainless steel mallets each have a comfortable 4½" grip made of a textured silicone that helps prevent the surgeon's gloved hand from slipping and helps maintain a solid grip.

PRODUCT NO'S:	
7810 [Small] Overall Length: 8" (20.3 cm) Handle Length: 4.5" (11.4 cm) Head Weight: 1 lb. (.45 kg) Head Diameter: 1.3125"	7815 [Large] Overall Length: 8" (20.3 cm) Handle Length: 4.5" (11.4 cm) Head Weight: 1.75 lb. (.8 kg) Head Diameter: 1.5" (3.8 cm)





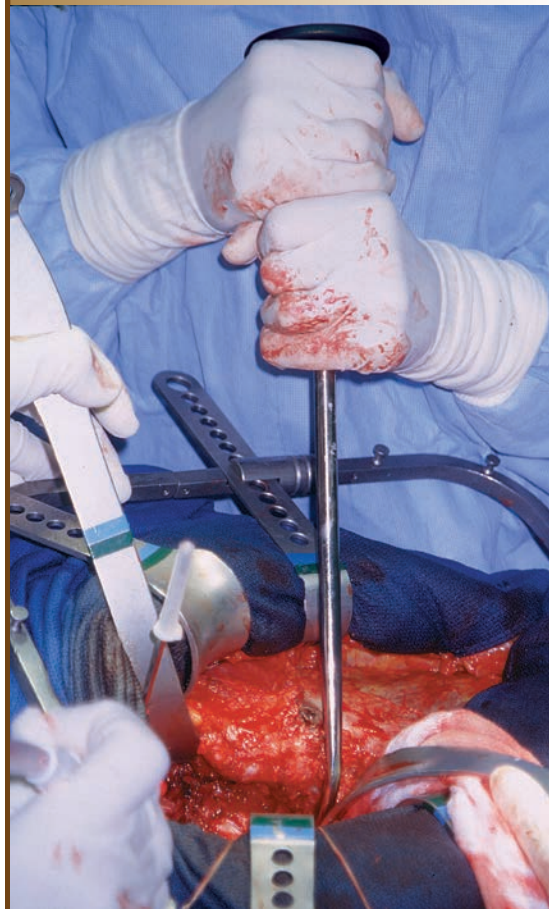
Ends drawn at actual size

PRODUCT NO'S:	
5910 [Small]	Curve Diameter: 25 mm Overall Length: 12.75" (32,4 cm) Handle Length: 4.75" (12,1 cm)
5915 [Medium]	Curve Diameter: 35 mm Overall Length: 12.75" (32,4 cm) Handle Length: 4.75" (12,1 cm)
5920 [Large]	Curve Diameter: 50 mm Overall Length: 12.75" (32,4 cm) Handle Length: 4.75" (12,1 cm)
5920-01 [Large w/ Cable/Wire Hole]	Designed by: R.L. Wixson, MD & J. McCarthy, MD Cable/Wire Hole Diameter: 2 mm Curve Diameter: 50 mm Overall Length: 12.75" (32,4 cm) Handle Length: 4.75" (12,1 cm)



Bone Hooks Designed by R.L. Wixson, MD

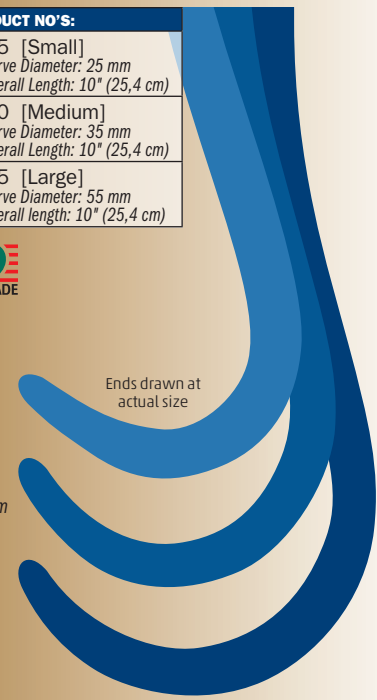
Designed for proximal femoral elevation in total hip replacement or in other surgery with a similar need for bone manipulation. The instrument has a blunt tip and a large handle to accommodate the use of two hands if desired.



Lombardi Bone Hooks Designed by Adolph V. Lombardi, MD

Designed by Adolph V. Lombardi, MD

PRODUCT NO'S:	
5925 [Small]	Curve Diameter: 25 mm Overall Length: 10" (25,4 cm)
5930 [Medium]	Curve Diameter: 35 mm Overall Length: 10" (25,4 cm)
5935 [Large]	Curve Diameter: 55 mm Overall length: 10" (25,4 cm)





Sarraf Spearhead Cement Exciser

Designed by Khaled M. Sarraf, MD

Two-in-one instrument designed for cement removal during arthroplasty surgery

PRODUCT NO:
5211
Overall Length: 7.75" (19,7 cm)



- ▶ The curved semicircular tip is congruent to most tibial plates and femoral condylar implants, helping to facilitate removal of excess cement, especially at the tight posterior aspect
- ▶ The spearhead tip assists in excising and shaping the unset cement
- ▶ Ultra hard titanium nitride coating helps to extend curette life by increasing surface hardness, prolonging sharpness, and resisting chemicals and corrosion, while helping to eliminate metal transfer and protect the implant surface



- ▶ The curved semicircular tip is congruent to most tibial plates and femoral condylar implants, helping to facilitate removal of excess cement, especially at the tight posterior aspect
- ▶ The small scoop-end tip assists in excising unset cement
- ▶ Ultra hard titanium nitride coating helps to extend curette life by increasing surface hardness, prolonging sharpness, and resisting chemicals and corrosion, while helping to eliminate metal transfer and protect the implant surface



Sarraf Cement Trimmer

Designed by Khaled M. Sarraf, MD

Two-in-one instrument designed for cement removal during arthroplasty surgery

PRODUCT NO:
5212
Overall Length: 7.75" (19,7 cm)




Robb Cement Curette

Designed by William Robb, MD

Designed to help remove cement around a hip or knee prosthesis

PRODUCT NO:
5635
Overall Length: 8" (20,3 cm)
Freer End: 5 mm
Cup End: 10 mm

Made of Delrin



Cement Packer & Trimmer

Designed by Harlan C. Amstutz, MD

PRODUCT NO:
4995
Overall Length: 9.75" (24,8 cm)

MADE FOR INNOVIMED IN GERMANY

Sarraf TiN Coated Cement Removal Forceps


Designed by Khaled M. Sarraf, MD

New!

PRODUCT NO'S:

5039
Overall Length: 6" (15,2 cm)

5041
Overall Length: 6.125" (15,6 cm)




Ultra hard titanium nitride coating helps to extend forceps life by increasing surface hardness, prolonging sharpness, and resisting chemicals and corrosion, while helping to eliminate metal transfer and protect the implant surface.

Bozeman Cement Trimmer

Designed by Daniel M. Gannon, MD

The tool has a blunt blade tip on one end to help with separation of the trimmed cement. The angled curette end helps gather the trimmed cement. The thin shank and angled curette can reach into tight spaces such as the back of the implants to remove excess cement. The ends are titanium nitrite coated to help eliminate metal transfer.

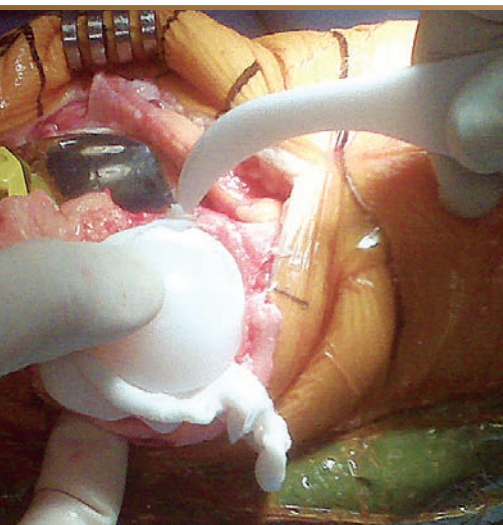


Combines the two most common cement trimming tools into one

PRODUCT NO:

5245
Overall Length: 8.5" (21,6 cm)

MADE EXCLUSIVELY
FOR INWOMEN BY
GERMANY



Seachris Delrin Cement Scraper

Designed by Timothy Seachris

Reusable delrin scraper is designed to help remove cement around a knee or hip prosthesis

PRODUCT NO:

5218
Overall Length: 5" (12,7 cm)
Thickness: 1/8" (3,1 mm)



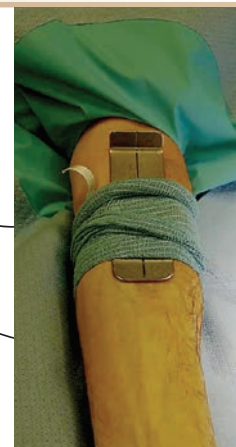
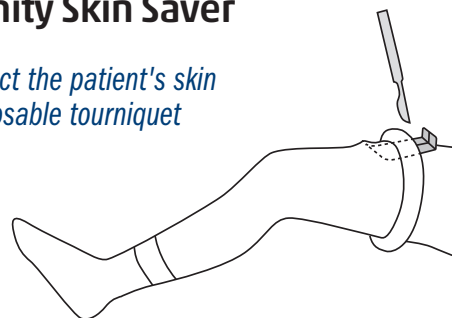
Dodson Extremity Skin Saver

Designed by Mark A. Dodson, MD

Designed to help protect the patient's skin when removing a disposable tourniquet

PRODUCT NO:

8628
Overall Length: 4.75" (12,1 cm)
Width: 1.5" (3,8 cm)
Lip: .5" (1,3 cm)



Protect your hands!

Radiation Attenuating Surgical Gloves

Powder-free gloves provide increased protection from direct x-ray beam and scattered radiation

Reduced Exposure

Lead-free, surgical gloves attenuate direct or scattered rays and are an environmentally friendly alternative to leaded gloves.

Freedom of Movement

Gloves are very thin—ONLY 0.007" THICK—to allow the greatest possible flexibility, dexterity, and sensitivity of touch while decreasing finger fatigue.

Natural Latex Free & Powder-Free

Reduced risk of natural rubber latex allergies.

Quality Guaranteed

All gloves are 100% tested for pin holes and leaks.

Applications

Fluoroscopy, Orthopedics, Radioisotope Handling, Cardiology, Radiology, Dental, Nuclear Medicine

Suitable for reducing harmful radiation exposure during any procedure requiring the use of fluoroscopy




Average Radiation Attenuation Levels Measured in the Direct Beam

Beam Quality	Aluminum Half Value Layer	Measured Attenuation
60 kVp	HVL = 2.3 mm	58.7%
80 kVp	HVL = 3.3 mm	49.9%
100 kVp	HVL = 4.3 mm	44.6%
120 kVp	HVL = 5.6 mm	40.6%


NOTE: Double gloving with conventional latex surgical gloves provides only 1% attenuation.
Levels are measured by a fixed filter equivalent: 2.5 mm Al

PRODUCT NO'S:

5 PAIRS / PACK	25 PAIRS / PACK
7505-01 6.5	7505-02 6.5
7510-01 7.0	7510-02 7.0
7515-01 7.5	7515-02 7.5
7520-01 8.0	7520-02 8.0
7525-01 8.5	7525-02 8.5
7530-01 9.0	7530-02 9.0



Longer sizes are helpful in orthopedics

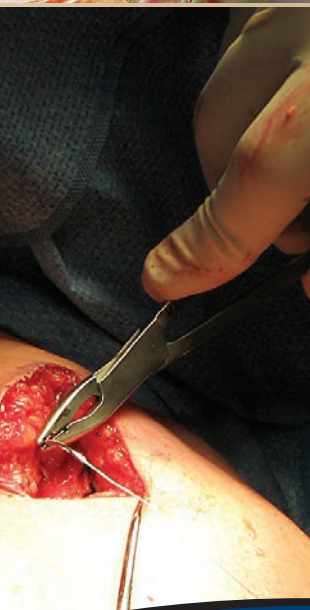


Orthopedic Needle Holder/Scissors

Drive a needle and cut a suture without changing instruments

PRODUCT NO'S:

Standard Tips	Tungsten Carbide Tips
3050 5.5" (14 cm)	3045 4.5" (11,4 cm)
3060 6.5" (16,5 cm)	3055 5.5" (14 cm)
3070 7.0" (17,8 cm)	3065 6.5" (16,5 cm)
	3075 7.0" (17,8 cm)



New!

Stanton Needle Driver

Designed by John L. Stanton, MD, FACS

Allows a heavy cutting needle such as an OS-6 to be pushed through cancellous bone when re-attaching muscle or tendon

The groove captures the outer (convex) side of the needle and prevents the needle from spinning even when applying significant pressure. Useful for reattaching the rotator cuff in rotator cuff repairs, as well as in attaching suture anchors.

PRODUCT NO:

3042
Overall Length: 6.75 (17,1 cm)
Jaw Width: .25" (6,3 mm)



Cobb Elevators

Two Sizes Available With or Without Teeth

Ultra hard titanium nitride coating helps to extend blade life by increasing surface hardness, prolonging sharpness, and resisting chemicals and corrosion.

PRODUCT NO'S:	
WITH TEETH	
3432 [1/2" with Teeth]	Overall Length: 11" (27,9 cm) Blade Width: 1/2" (13 mm)
3434 [1" with Teeth]	Overall Length: 11" (27,9 cm) Blade Width: 1" (25,4 mm)
WITHOUT TEETH	
3436 [1/2" without Teeth]	Overall Length: 11" (27,9 cm) Blade Width: 1/2" (13 mm)
3438 [1" without Teeth]	Overall Length: 11" (27,9 cm) Blade Width: 1" (25,4 mm)



New!

STYLE WITH TEETH AVAILABLE

Bradley Periosteal Elevator

Designed by Gary W. Bradley, MD

PRODUCT NO:	
4719 [3/4"]	Overall Length: 11" (27,9 cm) Blade Width: .75" (19 mm)
4720 [1/2"]	Overall Length: 11" (27,9 cm) Blade Width: .5" (13 mm)



New!

SMALLER SIZE AVAILABLE

Periosteal Elevator

Designed for better control

Designed with a curved end for easier use, and sharper sides for ease of elevating and stripping. The handle is designed for better control.



PRODUCT NO'S:	
3450 [Curved]	Overall Length: 7.5" Handle Length: 4.5" (11,4 cm) Blade Size: 16x13 mm
3455 [Straight]	Overall Length: 7.75" Handle Length: 4.5" (11,4 cm) Blade Size: 19x14 mm



Adson Forceps with Cobb Elevator End

Designed by Oscar Castro-Aragon, MD

Has the advantages of having a Cobb tip at the end of an Adson forceps

Allows the opportunity to do soft tissue dissection, cleaning of the bone or bone fragments in a fracture, push bone fragments to hold a reduction in a fracture, separate soft tissue, and turn it around to pick up tissue without having to switch instruments back and forth.

PRODUCT NO:

1166
Overall Length: 4.75" (12,1 cm)
Tip Width: 2.4 mm (2,4 mm)

MADE EXCLUSIVELY FOR INNOMED IN GERMANY

New!



Mini-lexer Osteotomes

Helpful in osteophyte and cement removal

Small, thin osteotomes helpful in osteophyte and cement removal in total joint surgery. Larger handle helps with better control.

PRODUCT NO'S:

5270-01 Blade Width: 4 mm Overall Length: 7.25" (18,4 cm) Handle Length: 4" (10,2 cm)	5270-03 Blade Width: 10 mm Overall Length: 7.25" (18,4 cm) Handle Length: 4" (10,2 cm)
5270-02 Blade Width: 6 mm Overall Length: 7.25" (18,4 cm) Handle Length: 4" (10,2 cm)	5270-04 Blade Width: 12 mm Overall Length: 7.25" (18,4 cm) Handle Length: 4" (10,2 cm)

MADE FOR INNOMED IN GERMANY



Universal Multi-Nut Wrench

Designed to allow single-tool adjustment to any size nut from 1/4" to 3/4" (6.4 mm to 19 mm), reducing the need for multiple instruments



PRODUCT NO:

5074
Overall Length: 7" (17,8 cm)
Wrench End: 3/4" to 1/4" (19 mm to 6.4 mm)

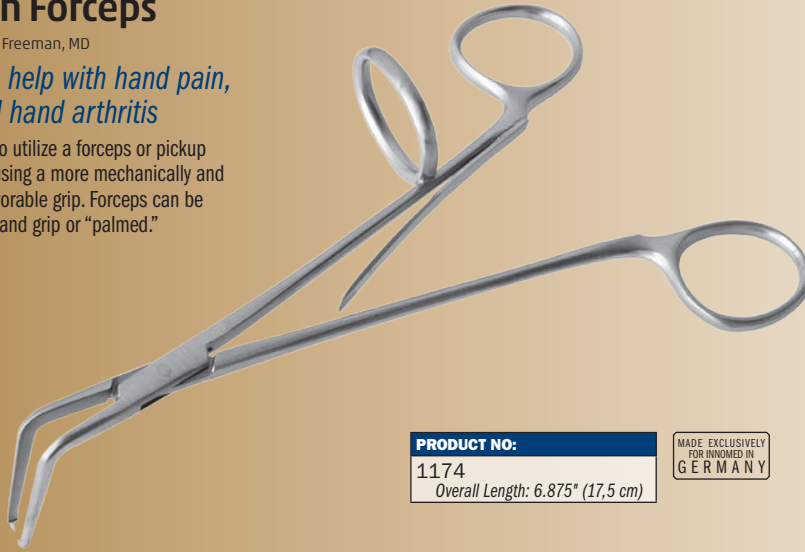


Freeman Forceps

Designed by Carl R. Freeman, MD

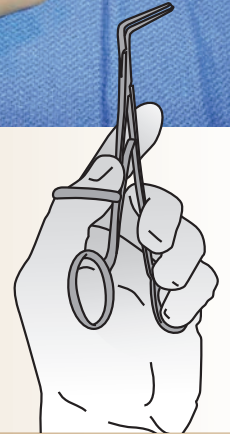
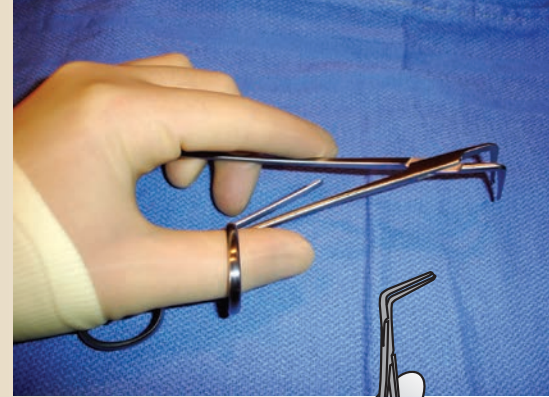
Designed to help with hand pain, fatigue, and hand arthritis

Allows surgeons to utilize a forceps or pickup type instrument using a more mechanically and ergonomically favorable grip. Forceps can be used with a full-hand grip or "palmed."



PRODUCT NO:
1174
Overall Length: 6.875" (17,5 cm)

MADE EXCLUSIVELY
FOR INNOMED IN
GERMANY



Long Bonney Tissue Forceps

*Extra length—3" more than standard—
allows for use in deep wound areas*



PRODUCT NO:
5040
Overall Length: 10" (25,4 cm)

MADE EXCLUSIVELY
FOR INNOMED IN
GERMANY

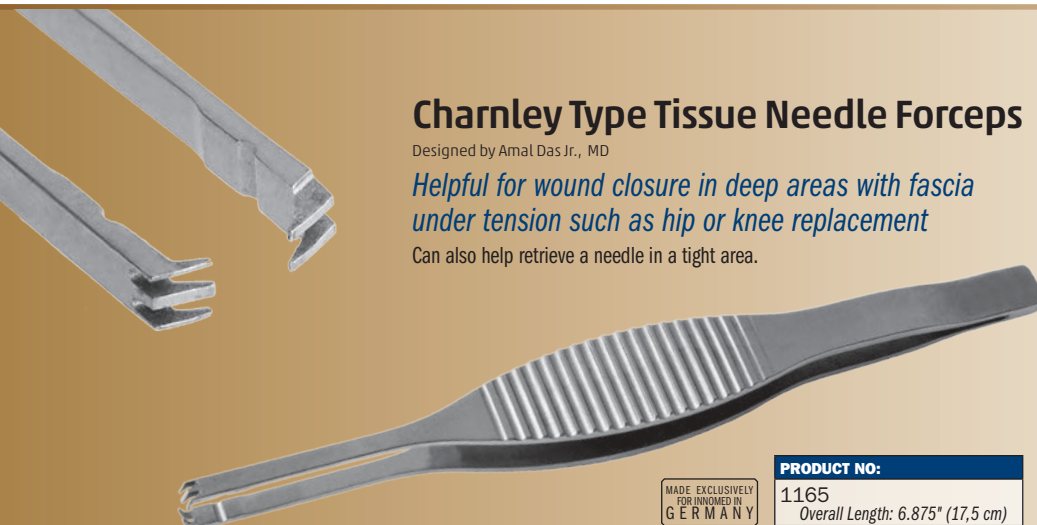


Charnley Type Tissue Needle Forceps

Designed by Amal Das Jr., MD

*Helpful for wound closure in deep areas with fascia
under tension such as hip or knee replacement*

Can also help retrieve a needle in a tight area.



MADE EXCLUSIVELY
FOR INNOMED IN
GERMANY

PRODUCT NO:
1165
Overall Length: 6.875" (17,5 cm)



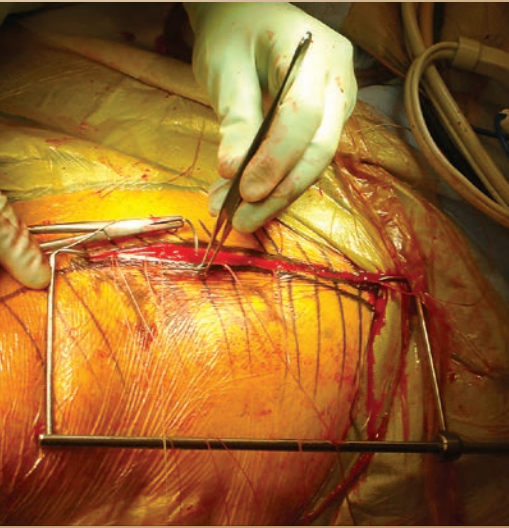

Ortho Suction Tube

Designed by T. Eickmann, MD

Very effective for suction and minor retracting

Helps eliminate plugging due to bone, cement fragments, blood clots, etc.

PRODUCT NO:
5465
Overall Length: 9.25" (23,5 cm)
End Hole Dia.: 1 mm
Side Hole Dia.: 1.5 mm

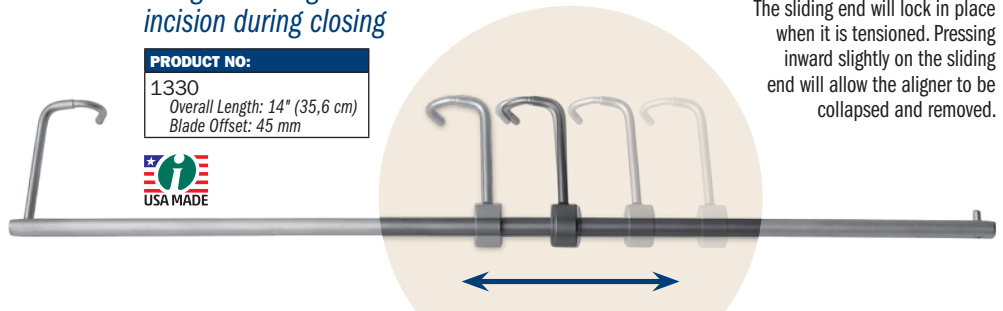


Incision Aligner

Designed by DMP

Designed to align an incision during closing

PRODUCT NO:
1330
Overall Length: 14" (35,6 cm)
Blade Offset: 45 mm



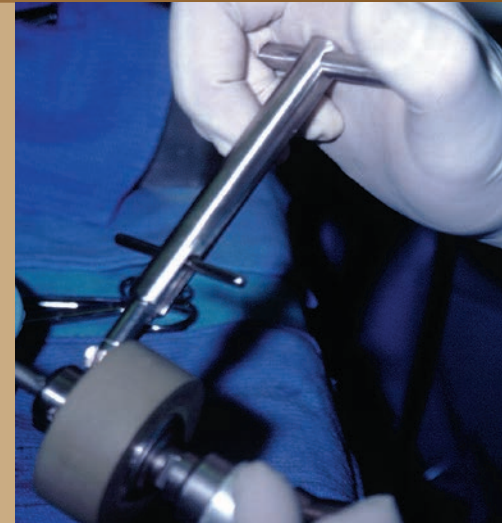

The bent ends of the aligner are placed at each end of an incision, which is aligned by pulling outward on each end. The sliding end will lock in place when it is tensioned. Pressing inward slightly on the sliding end will allow the aligner to be collapsed and removed.

Chuck Key Handle

Snaps onto a standard chuck key for better leverage

Designed to snap onto a standard chuck key giving better leverage during tightening of a chuck. Also helps keep a chuck key from slipping or being dropped during surgery.

PRODUCT NO:
5560
Overall Length: 4" (10,2 cm)
Chuck Key Not Included



Large Handle Chuck Key

For easy tightening/untightening of a chuck

Designed to allow a chuck to be tightened and untightened easily.




PRODUCT NO:
5517-01
Chuck Size: 1/4" (6,4 mm)
Overall Length: 10.5" (26,7 cm)
Handle Length: 4.5" (11,4 cm)



HIP REVISION Pages 3 - 17


ORTHOVISE & PLIERS ... 3




CUP & LINER REMOVAL ... 4



FEMORAL COMPONENT REMOVAL ... 12



SCREW REMOVAL ... 15



HIP INSTRUMENTS Pages 18 - 45

LEG LENGTH & MEASURING TOOLS ... 18



INTRAMEDULLARY TOOLS... 24




CURETTES, OSTEOTOMES, and SCISSORS ... 25




RONGEURS & GRASPERS... 28



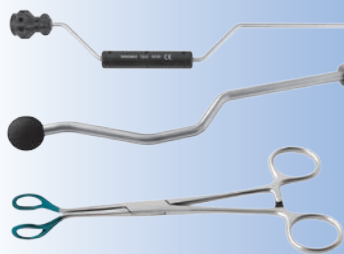
FEMORAL HEAD REMOVERS ... 32




GRAFTING TOOLS ... 36



DRIVERS, INSERTERS AND IMPACTORS... 39





WIRE AND FRACTURE TOOLS ... 42



GENERAL ORTHOPEDIC Pages 46 - 53


Bone Hooks, Mallets, Gloves, Scissors, Forceps, Periosteal Elevators, Cement Tools, Chucks, Pliers, Wrenches, Suction Tube, Osteotomes, Cutters




Measurements in this Catalog

All effort has been made to ensure the accuracy of the measurements listed in this catalog, however, some small differences may exist between actual and listed measurements.

Measurements of **overall length** are the linear distance from one end of the product to the furthest opposite end, as shown in these examples:



Measurements of **blade width** are the linear distance from one side of the product to the opposite side, typically at the widest point, as shown in this example:



Innomed, Inc
103 Estus Drive
Savannah, GA 31404

Tel 912.236.0000
Fax 912.236.7766

www.innomed.net
info@innomed.net

TOLL FREE 1.800.548.2362

www.innomed.net



info@innomed.net

Scan to Launch

Our Website



ISO 9001:2008 • ISO 13485:2003



Innomed-Europe LLC
Alte Steinhäuserstr. 19
CH-6330 Cham, Switzerland
Tel +41 41 740 67 74
Fax +41 41 740 67 71

Innomed-Europe GmbH
Singen, Deutschland
Tel 0049 (0) 7731 921 5001
Fax 0049 (0) 7731 921 5003

www.innomed-europe.com
info@innomed-europe.com

INNOMED
103 Estus Drive
Savannah, GA 31404

PRSR. STD.
U.S. POSTAGE
PAID
GRAND RAPIDS, MI
PERMIT NO. 748

FREE TRIAL

on most instruments

Instruments are available for a no-charge two-week evaluation
— includes FREE UPS Ground Shipping*

*When shipped to a hospital or medical center; additional charge applies for expedited shipping.

Free trial offer excludes implant extraction instruments, which are available as rentals.
There is a pad replacement charge with the hip positioners.

© 2016 Innomed, Inc.
All Rights Reserved

03-16

Whelan Curved Chisel Guide

Designed by E. J. Whelan, III, MD



New!

See page 8 for Details



Designed to help stabilize a thin curved chisel blade until it's within the bone prosthesis interface