

## MANOTTE®1.6TB (Tip Bending)

### Instructions for use

MANOTTE®1.6TB pliers can bend and cut K wires measuring 1 mm to 1.6 mm in diameter.

MANOTTE®1.6TB pliers were designed in order to bend a K wire without applying mechanical stress while traversing bone.


### Bending

#### Positioning:

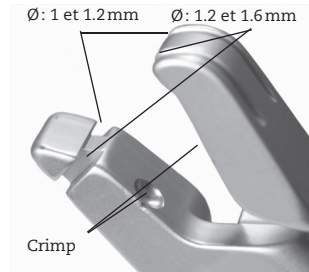
The K wire is inserted laterally in one of the slots of the lower jaw.

#### Bending:

During the bending operation, the pin is pushed backwards by the nose of the upper jaw and guided by a small groove.



Bending a 1.5 mm  $\varnothing$  Kirschner wire.





The right lateral slot of the plier's lower jaw can hold pins measuring 1.6 mm or 1.2 mm in diameter. The left hand slot, which is smaller, can hold pins measuring 1 mm or 1.2 mm in diameter

#### N.B

- The pin need only protrude 20mm from the surface of the skin to be bent effortlessly by the MANOTTE® pliers.
- To fully apprehend the fact that bending the pin with MANOTTE® pliers does not affect it, hold the pin between thumb and index finger placed in contact with the pliers.

### Cutting

The pin is fully inserted into the cutting aperture (like a cigar cutter).



MANOTTE® cuts by shearing (like a cigar cutter) and not by crushing. As a result, the cutting surface on the end of the pin is clean and burr-free, unlike the surface with standard cutting instruments. (Photographs of cuts on a 1.6 mm diameter Kirschner wire.)

Design: e-moncaux / 072 6d.06 - © AREX® - 2011



Manufacturer:  
SMAO  
Aérodrome de Semoutiers  
F52000 Villiers-le-Sec - France

[www.arex.fr](http://www.arex.fr)

## MANOTTE®1.6TB



### CUT:



### BEND:



### CRIMP:



[www.arex.fr](http://www.arex.fr)